



WIA II Winter Consortium 2013

Patricia Terry
Administrator, Adult Education Office
California Department of Education



TOM TORLAKSON
State Superintendent
of Public Instruction

Welcome to WIA, Title II Winter Consortium 2013!

- WIA, Title II: 2011-12 Data
- California's Federal Performance
- Resources
- Transition Panel



TOM TORLAKSON
State Superintendent
of Public Instruction

California WIA, Title II Programs

Instructional Program	Enrollment			
	2008-09	2009-10	2010-11	2011-12
ABE	139,816	110,309	95,793	88,704
ASE	207,016	186,009	165,052	149,122
ESL	519,739	400,513	337,641	287,082
Total	866,571	696,831	598,486	524,908

California's WIA, Title II programs saw a ***significant decline in enrollment in the past three program years – 19.6 percent in the 2009–10; 14.1 percent in the 2010–11; 12.3 percent in the 2011-12***

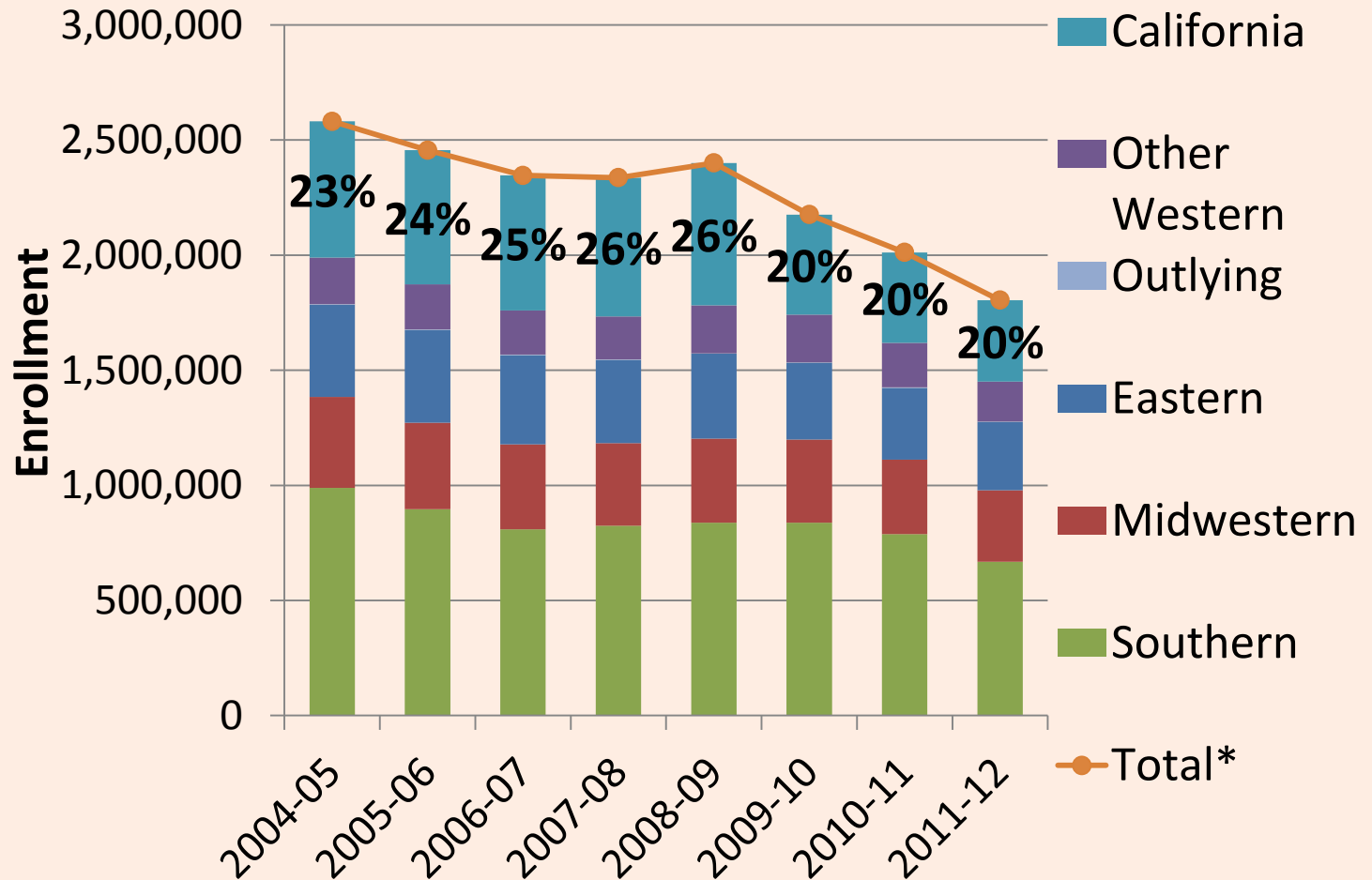
Enrollment in the WIA, Title II program includes LEAs, Community Colleges, CBOs, COE, Library Literacy programs, COE, and Jail programs



TOM TORLAKSON
State Superintendent
of Public Instruction

Leading the Nation

WIA, Title II Enrollment



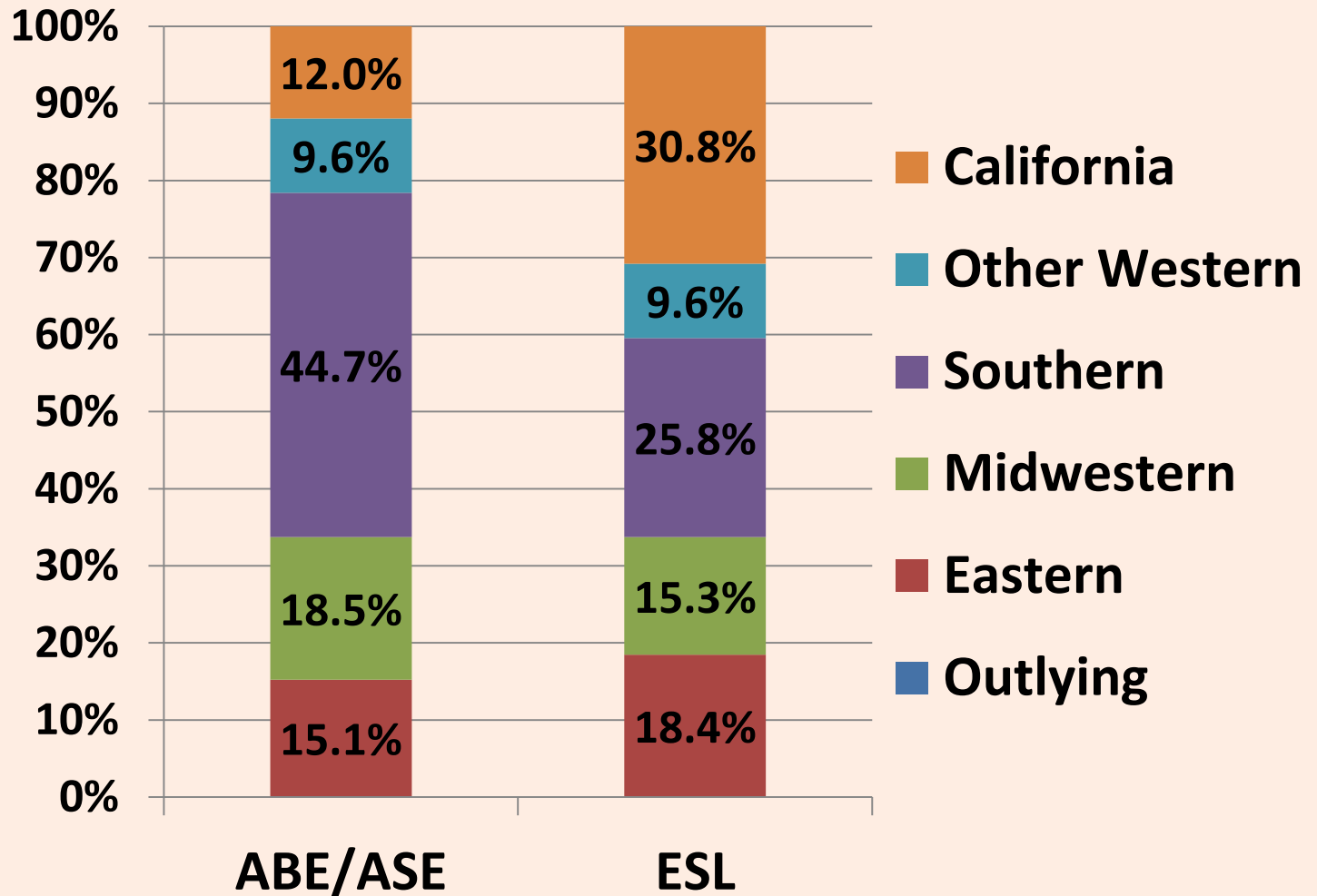
California served ***one-fifth of the nation's adults***



TOM TORLAKSON
State Superintendent
of Public Instruction

WIA, Title II Programs

2011–12 NRS WIA, Title II Enrollment

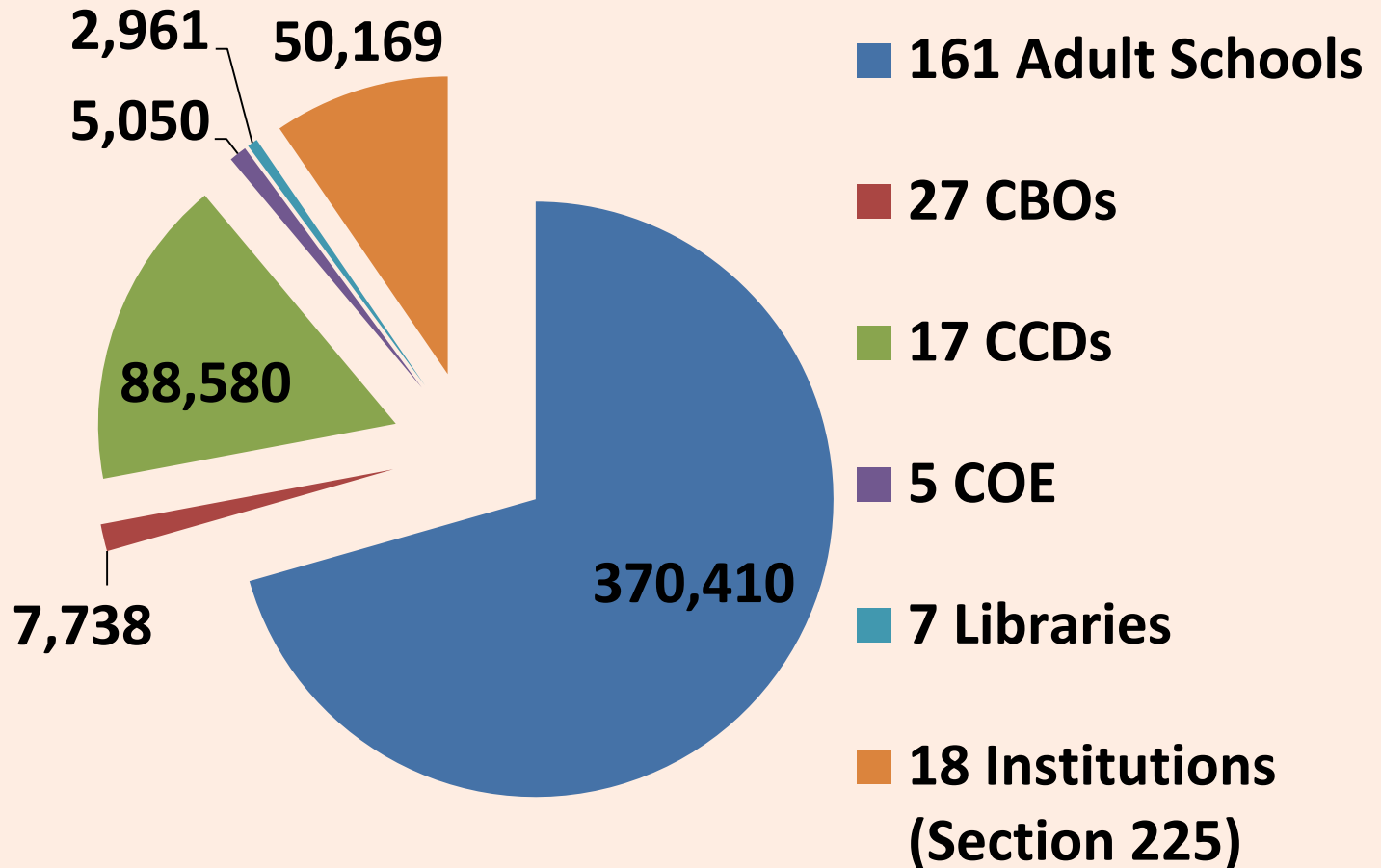




TOM TORLAKSON
State Superintendent
of Public Instruction

Provider Types

California WIA, Title II Enrollment





TOM TORLAKSON
State Superintendent
of Public Instruction

Agency Profiles

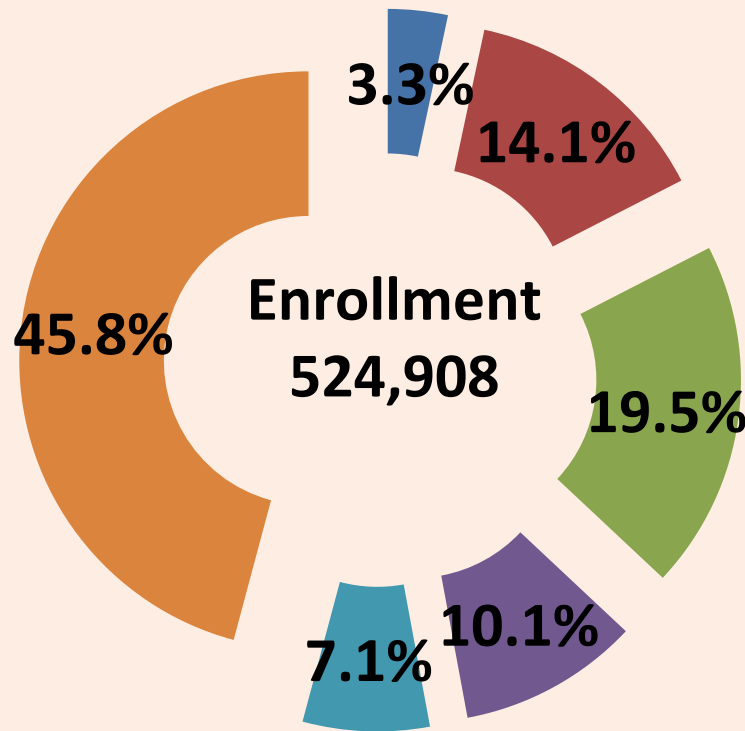
Agency Size	2010-11	2011-12
Agencies with 500 or fewer learners	93	83 ↓
Agencies with 501 - 1,500 learners	71	76 ↑
Agencies with 1,501 - 3,000 learners	48	48
Agencies with 3,001 - 5,000 learners	24	14 ↓
Agencies with 5,001 - 8,000 learners	5	6 ↑
Agencies with over 8,000 learners	9	8 ↓
Total WIA, Title II Funded Agencies	250	235 ↓



TOM TORLAKSON
State Superintendent
of Public Instruction

Agency Profiles

Enrollment by Agency Size



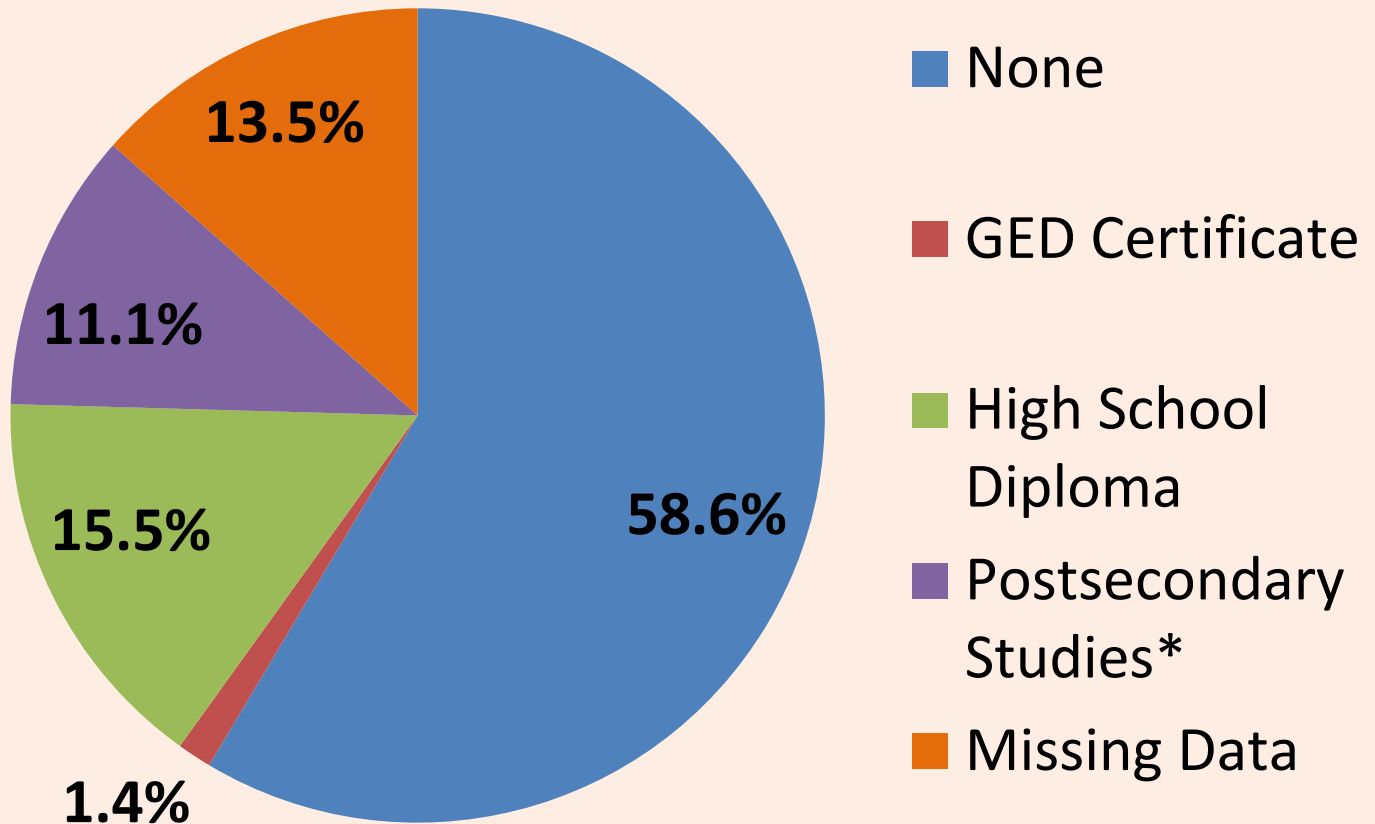
- 83 Agencies with 500 or fewer learners
- 76 Agencies with 501 - 1,500 learners
- 48 Agencies with 1,501 - 3,000 learners
- 14 Agencies with 3,001 - 5,000 learners
- 6 Agencies with 5,001 - 8,000 learners
- 8 agencies with over 8,000 learners



TOM TORLAKSON
State Superintendent
of Public Instruction

Educational Level

California WIA, Title II Enrollment



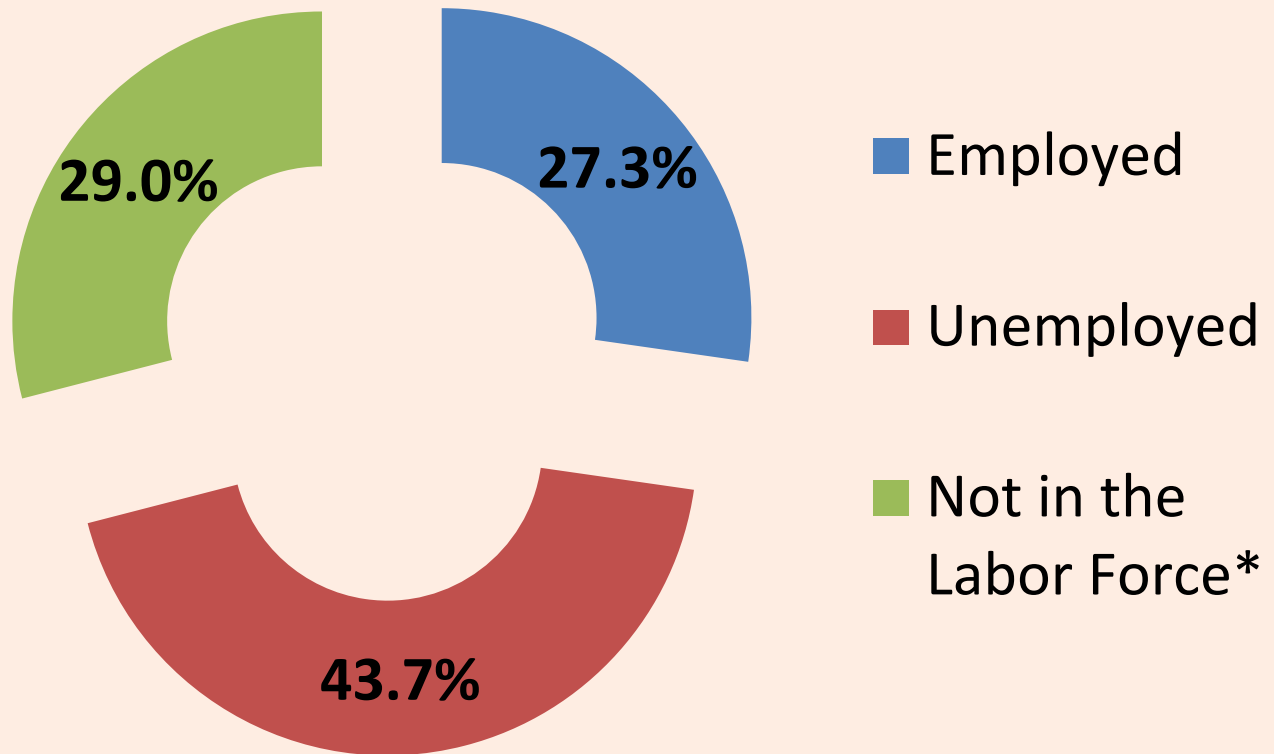
Postsecondary Studies* include learners with Technical/Certificate, A. A./A.S. Degree, 4 yr. College Graduate, Graduate Studies, and Other Diploma/Degree



TOM TORLAKSON
State Superintendent
of Public Instruction

Labor Force Status

California WIA, Title II Enrollment



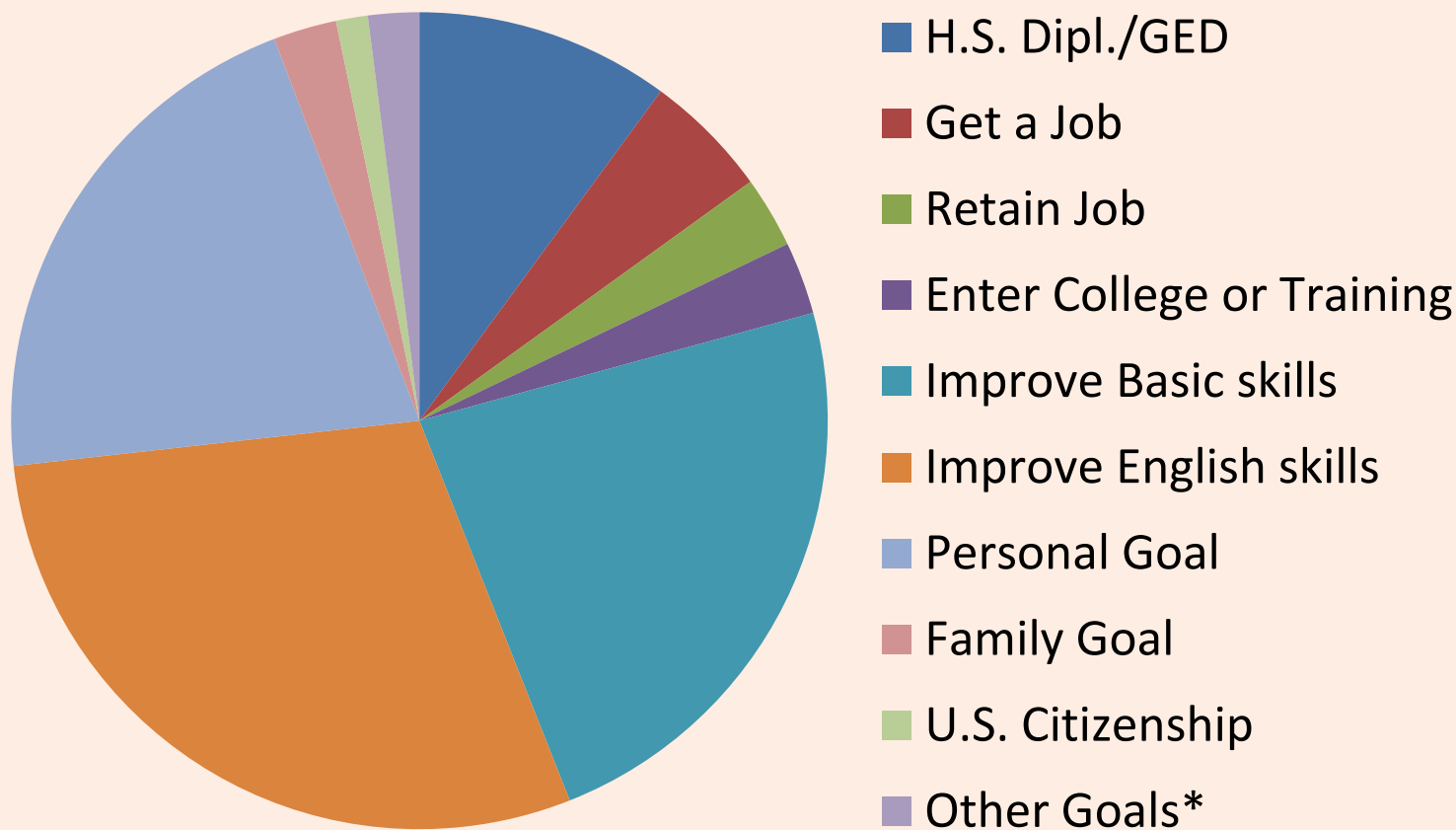
Not in the Labor Force* include learners not seeking work and retired



TOM TORLAKSON
State Superintendent
of Public Instruction

Primary and Secondary Goals

California WIA, Title II Enrollment



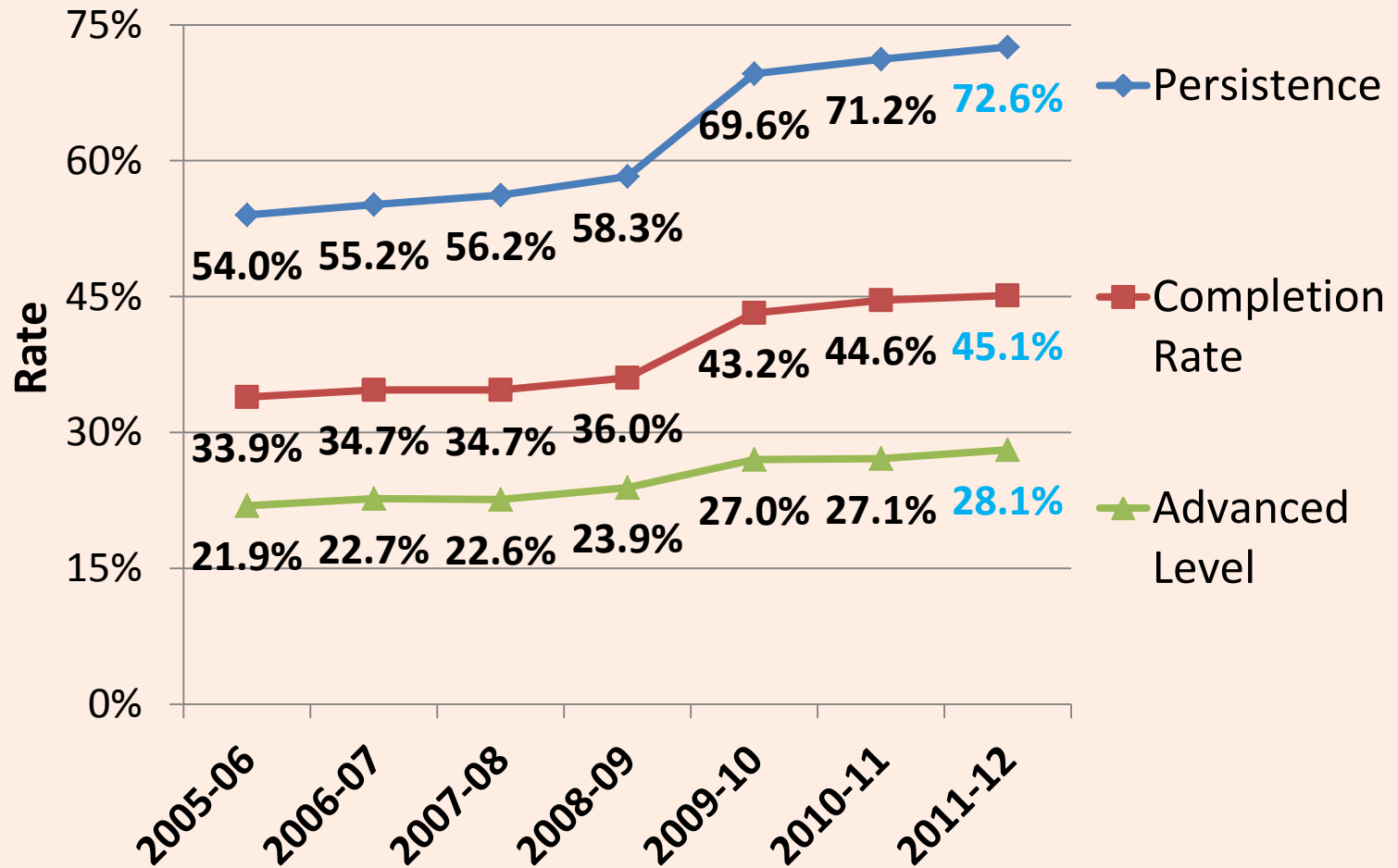
****Other Goals include Family Goal, U.S. Citizenship, Military, Work-based project, and Other Attainable Goals***



TOM TORLAKSON
State Superintendent
of Public Instruction

2011-12 WIA, Title II NRS Performance

Performance Trend

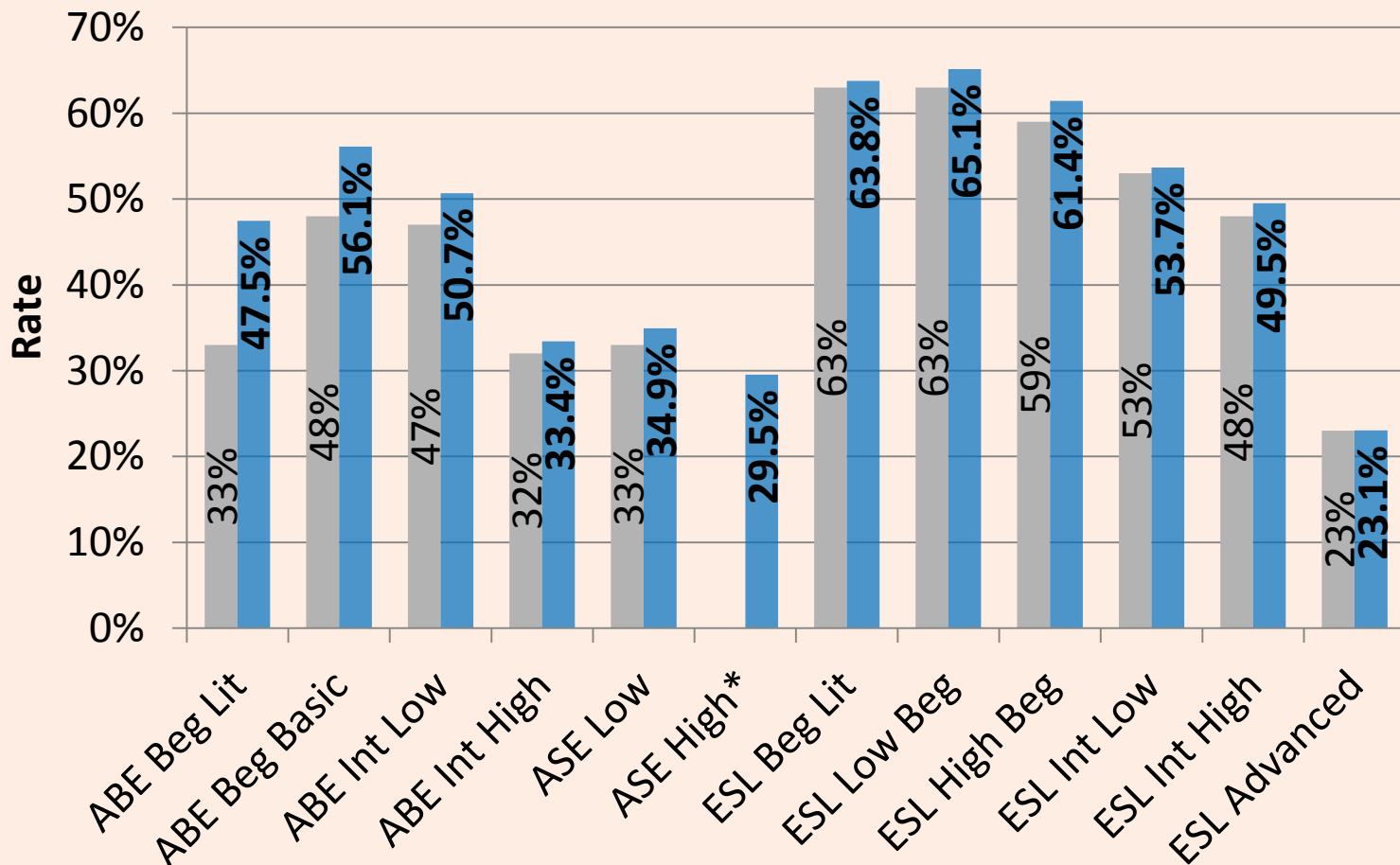


2011-12 Federal NRS California Goals and Performance



TOM TORLAKSON
State Superintendent
of Public Instruction

■ California State Goals ■ California State Performance



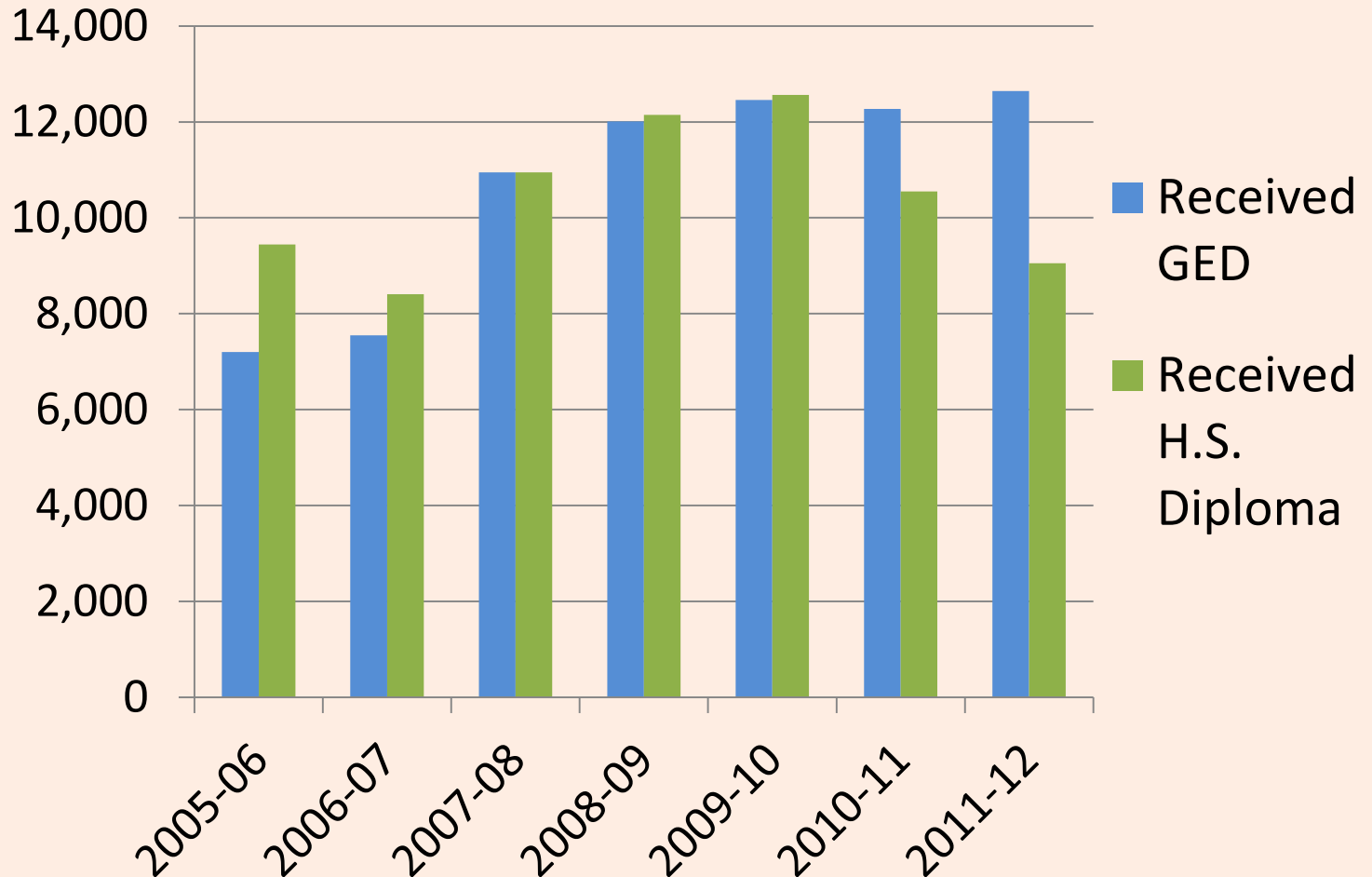
In 2011–12 California **exceeded all NRS state goals** for each EFL



TOM TORLAKSON
State Superintendent
of Public Instruction

Core Performance Outcomes

California WIA, Title II





TOM TORLAKSON
State Superintendent
of Public Instruction

2011-12 Core Performance NRS Federal Table 5

1,407 students entered employment.

1,305 students retained employment.

758 students entered postsecondary education or training.



TOM TORLAKSON
State Superintendent
of Public Instruction

2012-13 NRS Federal Changes

On April 19, 2012, the CDE presented a Webinar that outlined new changes mandated by the National Reporting System (NRS) effective the start of the 2012-13 program year. Many of these changes pertain to core performance follow-up reporting. Go to the [California Accountability](#) page on the CASAS Web site for more information.



TOM TORLAKSON
State Superintendent
of Public Instruction

2012-13 NRS Federal Changes – Employment Cohorts

- **Entered Employment Cohort**
 - Learners who are not employed at time of entry and in the labor force who exit during the program year.
- **Retained Employment Cohort**
 - Learners employed at entry who exit during the program year; and learners who were not employed at time of entry and in the labor force, who are employed by the first quarter after exit quarter.



TOM TORLAKSON
State Superintendent
of Public Instruction

2012-13 NRS Federal Changes – Secondary Credential Cohort

- **Obtain Secondary Credential Cohort**
 - Learners who take all GED tests, or are enrolled in adult high school at the high ASE level, or in the assessment phase of the NEDP, who exit during the program.
 - GED tests may be taken any time (before or after exit), but all 5 tests must be taken by the end of reporting period.



TOM TORLAKSON
State Superintendent
of Public Instruction

2012-13 NRS Federal Changes – Postsecondary Cohort

- **Postsecondary Cohort**
 - All learners who have earned a secondary credential while enrolled, hold a secondary credential at entry, or are enrolled in a class specifically designed for transitioning to community college, who exit during the program year.
 - Report for two years, in two rows on Table 5 (unduplicated)



TOM TORLAKSON
State Superintendent
of Public Instruction

Data Portal

<http://www2.casas.org/dataPortal>



CASAS
Data Portal

[Introduction](#) » [California](#) » Federal Table 4

California Adult Education Data

California WIA Title II Learners Federal Table 4 National Reporting System

Start here:

Refine your search:

Program year:

Educational Functioning Level Completion Rates

			ABE				ASE		ESL						Remove all
Type	Name	Program Year	Beg. Lit.	Beg. Basic	Int. Low	Int. High	Low	High	Beg. Lit.	Beg. Low/High		Int. Low	Int. High	Low Adv	High Adv
CA State Goal		2011-2012	33.0%	48.0%	47.0%	32.0%	33.0%	N/A	63.0%	63.0%	59.0%	53.0%	48.0%	23.0%	N/A
CA State Goal		2010-2011	32.0%	41.0%	40.0%	28.0%	20.0%	N/A	44.0%	35.0%	50.0%	47.0%	44.0%	21.0%	N/A
CA State Average		2010-2011	44.7%	52.7%	48.8%	32.7%	32.6%	28.3%	61.6%	63.0%	61.0%	53.4%	48.2%	22.6%	N/A



TOM TORLAKSON
State Superintendent
of Public Instruction

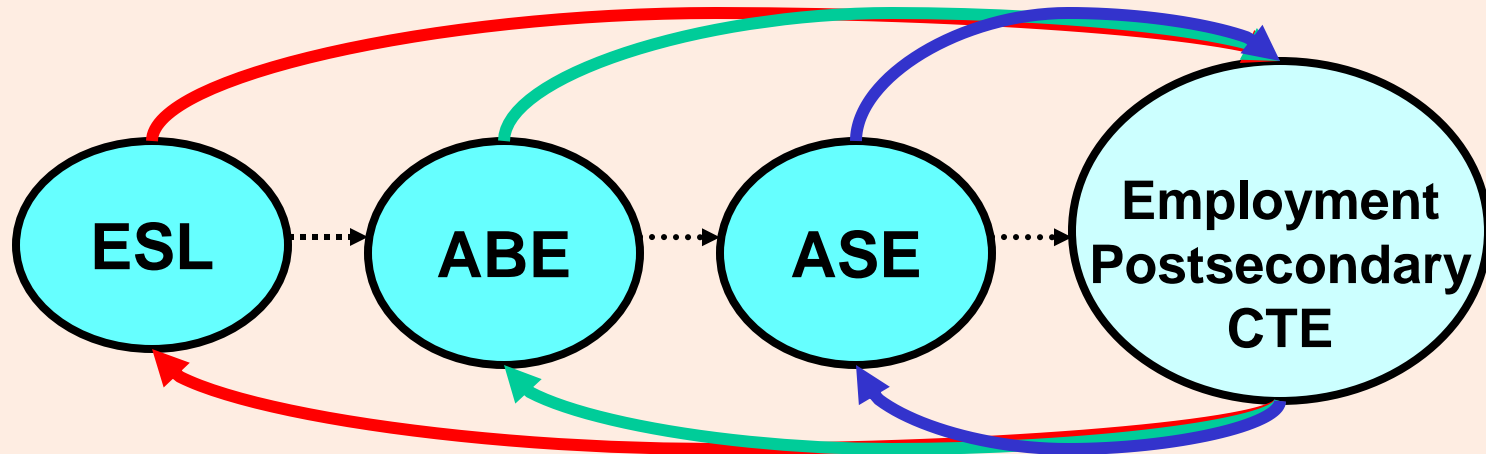
Leadership Projects

- CALPRO - www.calpro-online.org
- CASAS- www.casas.org
- OTAN – www.otan.us



TOM TORLAKSON
State Superintendent
of Public Instruction

Student Transitions





TOM TORLAKSON
State Superintendent
of Public Instruction

Transition Programs: ABE/ASE/ESL to Postsecondary Education

Programs to help students transition from ABE/ASE/ESL to Postsecondary Education	ABE	ASE	ESL
Classes to help students transition	27%	34%	31%
Orientation procedures designed to form a plan for each student	44%	49%	34%
Counseling for students to explore transition options	52%	64%	49%
Guest Speakers	36%	39%	50%
College tours or other field trips	22%	30%	27%
Partnership with local colleges	27%	37%	29%
Co-location of Adult Education classes and Community College classes	9%	10%	8%
No Transitions Programs	17%	14%	20%



TOM TORLAKSON
State Superintendent
of Public Instruction

Transition Programs: ABE/ASE/ESL to Workforce and/or Job Training

Programs to help students transition from ABE/ASE/ESL to the workforce	ABE	ASE	ESL
Classes to help students transition	31%	35%	36%
Orientation procedures designed to form a plan for each student	39%	42%	28%
Counseling for students to explore transitions options	44%	57%	44%
Guest Speakers	31%	30%	40%
Field Trips	15%	17%	24%
Partnerships with local business, Chamber of Commerce, one-stop, WIB or other organizations	38%	43%	39%
Offer Vocational ABE or ESL Courses	12%	10%	22%
Provide curriculum that integrates vocational education with adult education	27%	28%	38%
No Transitions Programs	18%	15%	18%



TOM TORLAKSON
State Superintendent
of Public Instruction

Panelists

Sally Fowler

Fresno Adult School

Jarek Janio

Rancho Santiago Community College

Renee Collins

Elk Grove Jail