

California EL Civics Basics: Citizenship Preparation

Portia La Ferla, CASAS Citizenship Program
Specialist
plaferla@casas.org
800-255-1036 XT 175



Goals and Objectives

- Identify the requirements specific to Citizenship Preparation under the AEFLA/WIOA II Integrated EL Civics Grant including:
 - Earning Citizenship Preparation payment points (California)
 - CASAS Pre/post testing requirements
 - CASAS Citizenship Interview Test (CIT) certification and recertification requirements
 - Remote testing options
- Access Citizenship Preparation information and instructional resources through the USCIS and CASAS websites

Content

- Section 1: Citizenship Preparation under the EL Civics Grant
- Section 2: Earning Payment Points
- Section 3: Citizenship Preparation Assessments and Test Administration
- Section 4: Remote Assessment
- Section 5: Offering a Citizenship Preparation Program
 - Requirements
 - CASAS Website Resources
 - Online Instructional Resources

California Citizenship Preparation Under WIOA II

EL Civics, Citizenship Preparation and WIOA

- The Adult Education and Family Literacy Act, Workforce Innovation and Opportunity Act, Title II (AEFLA WIOA II) defines English Literacy and Civics Education as:
 - Education services which enable competency in :
 - **English language**
 - Advanced skills needed to function effectively as parents, workers, and **citizens of the United States**

EL Civics, Citizenship Preparation and WIOA (2)

- WIOA II includes instruction in:
 - Literacy and English language acquisition
 - **Rights and responsibilities of citizenship** and civic participation
 - May include workforce training



California EL Civics Focus Areas

- EL Civics funded agencies can hold classes in one or more focus areas:
 - **231 - Citizenship Preparation**
 - 231 - Civic Participation
 - 243 - Integrated Education and Training (IELCE)



Citizenship Preparation: Instructional Focus

- English literacy skills
- Preparation for the USCIS civics test
 - Tests knowledge of US history and government
 - Based on the 100 USCIS civics questions
- Preparation for the USCIS Naturalization Interview
 - Interview questions are based on the USCIS N-400 naturalization application



Earning California WIOA II Payment Points for Citizenship Preparation

Citizenship Payment Points Under the California AEFLA/WIOA II Grant (1)

- ESL students can earn **two** citizenship payment points:
 - One for the CASAS Government and History for Citizenship Test (G&H) passed at 206 or above
 - Forms 965 or 966 – 25 minutes each
 - One for the CASAS Citizenship Interview Test (CIT) passed at 206 or above
 - Forms 973 or 974 – 15-20 minutes each

Citizenship Payment Points Under CA AEFLA/WIOA II Grant (2)



Payment Points Summary

Page 1 of 2
PPSR17

Funding: ☐ 225 Funding ☒ 231 Funding
☒ Civic Participation ☒ Citizenship Preparation ☒ 243 IELCE

Funding	Program/ Focus Areas	Total # of Enrollees Overall	Total # of Enrollees Overall with paired scores	Payment Points														Total PP		
				Completed NRS Educational Level		Received a HSE Certificate		Received a High School Diploma		Passed Citizenship Interview Test		Passed Government & History Test		AA 1		AA 2			AA 3	
				N	%	N	%	N	%	N	%	N	%	N	%	N	%		N	%
225/231	Basic Skills (ABE)	0	0	0	0.0	0	0.0	0	0.0											0
	ESL	1,893	1,655	1,194	63.1	0	0.0	0	0.0											1,194
	Adult Secondary Education	817	378	317	38.8	38	4.7	109	13.3											464
EL Civics (231)	Civic Participation	1,314	1,264											1,032	78.5	178	13.5	4	0.3	1,214
	Citizenship Preparation	49	46							28 57.1 26 53.1										54
EL Civics (243)	Integrated EL Civics (IELCE)	1,646	1,468											1,228	74.6	853	51.8	509	30.9	2,590
	IELCE with IET	119	116											114	95.8	101	84.9	73	61.3	288
Totals:		5,838	4,927	1,511	25.9	38	0.7	109	1.9	28	0.5	26	0.4	2,374	40.7	1,132	19.4	586	10.0	5,804



Number of unduplicated learners: 2,710


Notes: Total # of Enrollees Overall is a duplicated count of students across programs.


IET = Integrated Education and Training

Not Applicable

Citizenship Payment Points: Instructional Program

  **Class Instance**

Class Start Date: 

Class End Date: 

Instructional Programs:

☐ N/A

☐ Basic Skills (ABE)

☒ ESL/ELL

☐ Citizenship

☐ High School Diploma

☐ HSE

☐ Career and Technical Education (CTE)

☐ Workforce Preparation

☐ Adults w/Disabilities

☐ Adults supporting K12 student success

☐ Other Program

☐ ROCP

☐ Pre-Apprenticeship

Special Programs:

☐ None

☐ EL Civics (IELCE)

☐ Jail

☐ Community Corrections

☐ State Corrections

☐ Homeless Program

☐ Family Literacy

☐ Workplace Ed.

☐ Tutoring

☐ Distance Learning

☐ Special Needs

☐ Alternative Ed. [K12]

☐ Non-traditional Training

☐ Older Adults

☐ Carl Perkins

☐ Even Start

☐ CBET

☐ Integrated Education & Training

☐ Other

Transition Focuses:

☒ N/A

☐ Transitions to work

☐ Transitions to workforce training

☐ Transitions to postsecondary education

☐ This class does not focus on transitions

Citizenship Payment Points: Focus Area

- ESL students must be enrolled in a 231 funded Citizenship Preparation designated course in TOPSpro Enterprise (TE)

Focus Area: 231 EL Civics - Citizenship Preparation ▼

Class Notes: N/A

CBEDS Code: 231 EL Civics - Civic Participation

Instructional Setting: 231 EL Civics - Citizenship Preparation

243 Integrated EL Civics Education (IELCE)

Select 231 EL Civics – Citizenship Preparation in the focus area for all ESL citizenship classes.

[How to Mark Citizenship Preparation Classes in TOPSpro Enterprise](#)

Citizenship Payment Points: Requirements

- ESL students must have a valid CASAS pre/post-test pair in an NRS approved test series
 - STEPS Reading or Listening
 - Pre/Post test pair must be the same modality (reading or listening)
- Staff must complete an entry and update record (or equivalent) for each learner.




CASAS Assessments and Test Administration for Citizenship Preparation

CASAS Reading for Citizenship Tests (1)

(forms 951/952 and 951X/952X – 1 hour)

- The **CASAS Reading for Citizenship** test series is designed to motivate **beginning** readers to improve their citizenship-focused reading skills.
 - Forms 951 and 952 are at the CASAS Level A.
 - Forms 951X and 952X are “bridge” tests between Levels A and B.
 - Available as eTests or test booklets
- This test is **NOT** valid for earning CA WIOA Title II payment points.



Government and History for Citizenship Tests (forms 965 or 966 – 25 minutes)

- A US civics listening test of knowledge of American government and history
 - Based on the USCIS “100 Questions”
 - For beginning high to advanced English learners.
 - Students listen to the questions and choose their response from a list of options.
 - Available as eTests or test booklets
- CASAS eTests proctor certification is required for e-Testing.



No special training is necessary to order administer the paper-based test follow the instructions in the Test Administration Manual.

Government and History for Citizenship Tests (2)

Payment Points Summary

Page 1 of 2

PPSR17

Funding: ☐ 225 Funding ☒ 231 Funding
☒ Civic Participation ☒ Citizenship Preparation ☒ 243 IELCE

Funding	Program/ Focus Areas	Total # of Enrollees Overall	Total # of Enrollees Overall with paired scores	Payment Points												Total PP				
				Completed NRS Educational Level		Received a HSE Certificate		Received a High School Diploma		Passed Citizenship Interview Test		Passed Government & History Test		AA 1		AA 2		AA 3		
				N	%	N	%	N	%	N	%	N	%	N	%	N	%	N	%	
225/231	Basic Skills (ABE)	0	0	0	0.0	0	0.0	0	0.0											0
	ESL	1,893	1,655	1,194	63.1	0	0.0	0	0.0											1,194
	Adult Secondary Education	817	378	317	38.8	38	4.7	109	13.3											464
EL Civics (231)	Civic Participation	1,314	1,264									1,032	78.5	178	13.5	4	0.3			1,214
	Citizenship Preparation	49	46							28	57.1	26	53.1							54
EL Civics (243)	Integrated EL Civics (IELCE)	1,646	1,468									1,228	74.6	853	51.8	509	30.9			2,590
	IELCE with IET	119	116									114	95.8	101	84.9	73	61.3			288
Totals:		5,838	4,927	1,511	25.9	38	0.7	109	1.9	28	0.5	26	0.4	2,374	40.7	1,132	19.4	586	10.0	5,804

Number of unduplicated learners: 2,710

Notes: Total # of Enrollees Overall is a duplicated count of students across programs.

IET = Integrated Education and Training

Not Applicable

Payment Points										Total PP		
Passed Citizenship Interview Test		Passed Government & History Test		AA 1		AA 2		AA 3				
N	%	N	%	N	%	N	%	N	%			
										170		
										700		
										135		
						658	36.9	480	26.9	6	0.3	1,144
31	3.6	596	69.0									627
						786	65.1	527	43.6	283	23.4	1,596
						214	79.3	158	58.5	87	32.2	459
31	0.5	596	9.4			1,658	26.0	1,165	18.3	376	5.9	4,831

- [2024-25 Citizenship Preparation FAQs](#)

Government and History for Citizenship Tests (3)

16. How do I set up a class to have instruction in both Civic Participation and Citizenship Preparation or Civic Participation and Integrated EL Civics (IELCE)?

If a Civic Participation Class will give instruction in both Citizenship Preparation and Civics Participation or Civic Participation and IELCE, set up 2 classes in TE. Then, in the Focus Area select one for each class:

- Citizenship Preparation (231)
- Civic Participation (231)
- IELCE (243)

For example, an agency has planned a class for intermediate level learners M-Th 9am-12pm. This agency wants to teach one 231 funded Citizenship Preparation class and one 231 funded Civic Participation class during the Fall Semester. This can be accomplished in two ways:

Example 1:

- Set up one class from 9-10:30am M-TH designated as 231 funded Citizenship Preparation in TE.
- Then set up another class from 10:30am-12:00pm M-Th and designate this class as 231 funded Civic Participation. Teach the 30 hours of the 231 funded Civic Objective and assess it during that time period in the semester.

Example 2:

- Split the class into two 8-10 week quarters. Set up one class from 9am-12pm M-TH for the first “quarter” designated as 231 funded Citizenship Preparation in TE.
- Then set up another class from 9am-12pm M-TH for the second “quarter” and designate this class as 231 funded Civic Participation in TE. Teach the 231 funded Civic Objective and assess it during this time period in the quarter.

Be sure to mark “ESL/ELL” for Instructional Program.

• 2024-25 Citizenship Preparation FAQs

Government and History for Citizenship Tests (4)

[Home](#) > [Training and Support](#) > [CASAS Peer Communities](#) > [California Adult Education Accountability and Assessment](#) > [California EL Civics](#) > California Citizenship Preparation

[California Remote Testing](#)

[EL Civics Exchange](#)

[California Integrated English Literacy and Civics Education Report and Plan](#)

[California Citizenship Preparation](#)

[California Civic Participation and IELCE](#)

[California WIOA, Title II: AEFLA/EL Civics Program Specialist and CDE Regional Consultant Contact Information](#)






[EL Civics Support Channel](#)

[Citizenship Preparation Support Channel](#)

California Citizenship Preparation

The focus of the Citizenship Preparation program is literacy skills. The program uses ESL methodologies and citizenship preparation material to prepare learners to take and pass the USCIS (formerly INS) written and oral citizenship test. The program includes outreach services, skills assessment, curriculum development and instruction, professional development, naturalization preparation and assistance and program evaluation.

Citizenship Information and Resources

File	Type	Size	Download
Citizenship Preparation FAQs 2024-25	PDF	323.09 KB	 Download 
Citizenship Preparation 2024-25	PDF	4.62 MB	 Download 
CASAS Competencies	PDF	708.73 KB	 Download

[California Citizenship Preparation](#)

Citizenship Interview Test (CIT)

(forms 973 or 974 – 15-20 minutes)

- A one-on-one oral interview test for high beginning to advanced English learners
- Includes personal information and information from the N-400 Application for Naturalization.
- This simulated interview helps determine if a student is ready to pass the USCIS naturalization interview



Citizenship Interview Test (CIT): Certification (1)

- The CIT examiner must be currently certified for students to earn a payment point.
- To become a CIT examiner, place an order for the self-paced online course at: [Citizenship Interview Test \(CIT\)](#)
- The CIT Certification course closes on April 30 each year.



Citizenship Interview Test (CIT): Certification (2)

- There are 3 parts to the certification process:
 - Part I: Successfully complete the certification quiz in the training course (Units 1-9)
 - Part II: Successfully score at 80% accuracy 3 of 6 certification interviews in the training course
 - Part III: Conduct and record 2 interviews
 - one for Form 973, one for Form 974
 - beginning high to intermediate level students: *advanced level student interviews cannot be accepted for certification purposes*
 - Submit to CASAS for review



Citizenship Interview Test (CIT): Certification (3)

- Hints for Success:
 - The CIT Certification course must be completed individually, not as a group effort.
 - Take your time completing the training module and you will save time.
 - Refer to the scoring documents for every question, every interview to ensure accuracy and consistency in scoring. Do not rely on memory.
 - If you are having issues with scoring accurately, contact cit@casas.org for assistance.



Citizenship Interview Test (CIT): Recertification

- CIT Certification expires each year on June 30.
 - CIT Examiners must recertify each year between Jan. and April 30.
 - Recertification is done online.
 - CIT Examiners will be notified about recertification procedures each January.
 - Contact CIT@casas.org or at 1-800-255-1036 ext. with questions or for more information.



California Remote Testing

Citizenship Preparation: Remote Testing

- Remote Testing Benefits:
 - Provides student with helpful feedback
 - Keeps students engaged in learning
 - Prepares students for USCIS test
- Remote Testing Challenges:
 - Access to technology (equity concerns)
 - Challenges of student test environment
 - Test security issues



CASAS CIT Remote Testing (1)

- Requirements for Remote Assessment
 - At least one CIT examiner from each agency completes [CIT Remote Test Training Webinar](#) and trains other CIT examiners.
 - Complete [Agency Remote Testing Agreement](#) (required, one per organization).
 - CIT examiners sign [Proctor Remote Testing Agreement](#) and agency keeps on file for all CIT examiners that conduct remote testing.

Training and remote testing documents can be found on the [California Remote Testing](#) page of the CASAS website.

CASAS CIT Remote Testing (2)

- Additional Requirements
 - CIT Examiners must follow [CIT Remote Testing Guidelines](#) in addition to the CIT Test Administration Directions.
 - Student oral agreement for test security given at the time of testing.
 - Agencies and CIT Examiners are responsible for test security in remote setting.
 - The Citizenship Interview Test (CIT) can only be administered 1:1 (no group testing).

Email CIT@casas.org to request fillable PDF CIT booklets for scoring.

CASAS CIT Remote Testing (3)

- The existing ***CIT Test Administration Directions*** in the CIT Training apply unless specifically noted otherwise in the ***CIT Remote Testing Guidelines***.



CASAS G&H Remote Testing (1)

- Can be given remotely by certified eTest proctors through eTesting (ideal)
 - Remote testing option using a CASAS flash (USB) drive option. The flash drive contains:
 - Test administration instructions
 - Standardized PowerPoint presentations for forms 965 and 966
 - Built-in audio and timing: slides automatically advance once the test begins.
 - Written answer choices are displayed, one question per slide

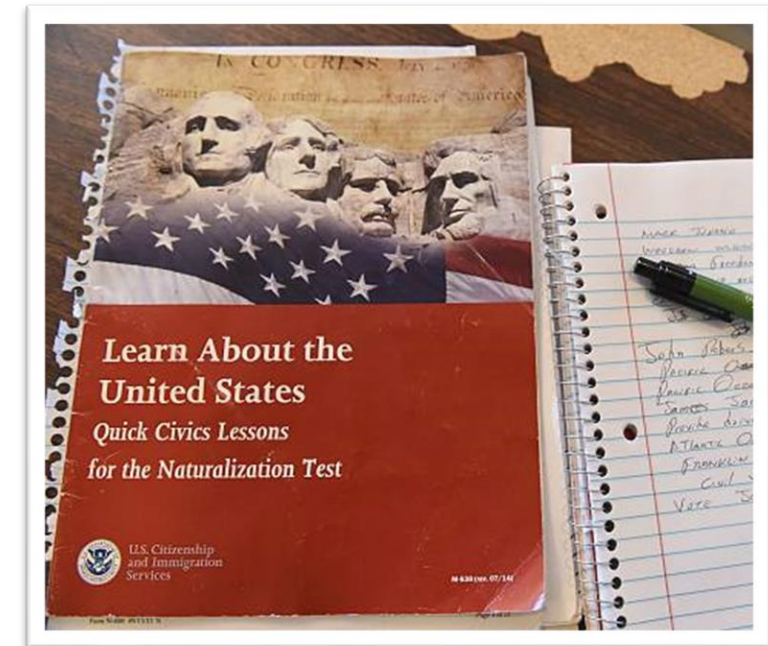
Practice question allows the test administrator to make sure the student(s) can see and hear the slide presentation before beginning the actual test.

CASAS G&H Remote Testing (2)

- Follow the test administration instructions on the CASAS G&H flash drive
 - Following remote testing guidelines, the G&H Test can be given 1:1 or with up to 10 students at a time.
 - Agencies may determine how students record and submit their answers (e.g., CASAS answer sheet, Google form, photo of written answers, etc.)
 - A test administrator does not need to be a certified eTests proctor to give the test in this format.

CASAS G&H Remote Testing (3)

- Ordering:
 - Order 1 flash drive per test administrator.
 - Test administrators may not copy or share the flash drive.
 - The flash drive may be re-used.
 - Use the CASAS California Order Form for WIOA Title II 225/231 Agencies.



Questions? Send an email to: CIT@casas.org

CASAS G&H Remote Testing Quiz

1. Who can test administrators share the G&H flash drive with?

- Other test administrators at their agency
- Other agencies
- Flash drives cannot be shared

2. Can agencies copy the G& H flash drive?

- Yes
- No

3. How many flash drives should an agency order?

- One for each test administrator
- One for the agency
- One for each citizenship teacher

4. What certification is needed to administer the CASAS Government and History test using the flash drive option?

- CASAS eTests Proctor Certification
- CIT Certification
- No certification is needed

CASAS Remote Testing Resources

California Remote Testing

[Home](#) > [Training and Support](#) > [CASAS Peer Communities](#) > [California Adult Education Accountability and Assessment](#) > California Remote Testing

California Remote Testing

Assessments and Curriculum

California Adult Education Program (CAEP)

CDE Accountability Requirements and Data Submission

California Program Evaluation Team

Training and Networking

California EL Civics

California Remote Testing

CDE Remote Testing Memorandum

 [J - CDE Remote Testing Memorandum](#)

Remote Testing Agreements






- [Agency Remote Testing Agreement for California \(ARTA/CA\)](#) ←
- [Proctor Remote Testing Agreement \(PRTA\)](#) ←

CASAS Multiple-Choice Tests

www.casas.org/product-overviews/remote-testing

Remote Testing Resources for Citizenship (1)

Citizenship Interview Test (CIT) and Government and History for Citizenship (G&H)

File	Type	Size	Download
CASAS G&H Remote Testing Guidelines	PDF	626.49 KB	 Download
CASAS CIT Remote Testing Guidelines v1.1	PDF	858.72 KB	 Download
Going Remote! Checklist for CASAS CIT Test v1.1	PDF	716.74 KB	 Download
CASAS Remote CIT Testing FAQs v1.1	PDF	734.78 KB	 Download
CASAS CIT Remote Test Training Webinar	PDF	581.50 KB	 Download

Webinars Videos

- [EL Civics COAAPs Remote Testing Training Webinar](#)
- [CASAS CIT Remote Test Webinar](#)

Remote Testing Resources for Citizenship (2)



Going Remote! Checklist for CIT Test (for 1:1)

The existing *CIT Test Administration Directions* in the *CIT Certification Training* apply unless specifically noted otherwise in the ***CIT Remote Testing Guidelines***.

All bolded items are on the *California Remote Testing* page of the CASAS website.

1. At least one person from each agency completes ***CIT Remote Test Training Webinar*** and trains other CIT examiners, if appropriate.
2. Determine most accessible and most secure remote technology/procedures for CIT testing.
3. Complete ***Agency Remote Testing Agreement*** (required, one per organization).
4. CIT examiners sign ***Proctor Remote Testing Agreement*** and agency keeps on file for all CIT examiners that conduct remote testing.
5. Each agency adds their remote procedures to their *Local Assessment Policy*.
6. Request the *CASAS Fillable PDF CIT Test Booklets, Forms 973 and 974* by emailing CIT@casas.org.
7. Practice with selected technology before using with examinee in a testing situation.
8. Schedule remote testing of examinees who have completed citizenship preparation.
9. Obtain verbal and/or visual confirmation of privacy and security measures using ***CIT Remote Testing Guidelines***.
10. Administer 973 or 974 CIT test following *CIT Test Administration Directions* and ***CIT Remote Testing Guidelines***.
 - a. CIT examiner scores examinee's performance in test booklet (paper or fillable PDF). CIT test administration is a 1:1 test. No group testing is permitted.
 - b. Initial CIT certifiers must record two interviews and submit to CIT@casas.org.
11. Turn in test results to data person for entering into TOPSpro Enterprise (TE).
12. Agency is responsible for keeping remote test booklets secure. See ***CIT Remote Testing Guidelines*** and ***CIT Remote Testing FAQs*** for additional information.
13. **Go Remote!**

Offering a Citizenship Preparation Program

Citizenship Program Requirements

- Administer CASAS STEPS pre and post-tests to each learner.
- Complete an entry record (or equivalent) for each learner.
- Complete an update record (or equivalent) for each learner.

**If a student achieves citizenship during a program year, this information can be recorded on the Update form as an outcome, however the outcome does not earn a payment point.*



Offering a Citizenship Program

- Become familiar with information and resources
- Plan Instruction

The Bill of Rights and Other Amendments

The Founding Fathers wrote the Constitution in 1787.

They wanted a "living document." This means the Constitution can change with the country.

A change to the Constitution is called an amendment.

In 1791, a list of ten amendments was added.

The first ten amendments to the Constitution are called the Bill of Rights.

The Bill of Rights talks about individual rights.

Over the years, more amendments were added.

Now, the Constitution has 27 amendments.



New Words

rights = _____

amendment = _____

Bill of Rights = _____

individual = _____

Bill of Rights and Other Amendments • www.uscis.gov/citizenship 1

The First Amendment

The First Amendment is in the Bill of Rights.

Americans often talk about the First Amendment.

The First Amendment protects individual rights or freedoms.

These rights are for everyone living in the United States.

The rights or freedoms from the First Amendment are:

Freedom of Religion—You can practice any religion or you can practice no religion.

Freedom of Speech—You can say what you want about public problems.

Freedom of Assembly—You can meet peacefully to talk about problems and ideas.

Freedom of the Press—The government cannot control what people write in newspapers and the media.

Freedom to Petition the Government—You can ask the government to change laws.






Attorney General Robert F. Kennedy speaking at a racial equality demonstration outside the Justice Department on June 14, 1963.
Courtesy of the Library of Congress, LC-DRD spmcc-04295.




2 Bill of Rights and Other Amendments • www.uscis.gov/citizenship

CASAS Website Resources (1)

Citizenship Information and Resources

File	Type	Size	Download
Citizenship Preparation FAQs 2024-25	PDF	323.09 KB	 Download 
Citizenship Preparation 2024-25	PDF	4.62 MB	 Download 
CASAS Competencies	PDF	708.73 KB	 Download

- [U.S. Citizenship and Immigration Services \(USCIS\) Resource Center](#) 
Find USCIS Lessons and materials to supplement classroom instruction as well as a Citizenship Curriculum Framework and a Professional Development Guide
- [Preparing for the Oath: U.S. History and Civics for Citizenship](#)
A free interactive web-based learning tool that supports aspiring citizens' efforts to prepare for the civics portion of the [2008 naturalization test](#).
- [USA Learns Citizenship](#)
USA Learns Citizenship is a free online course that helps learners prepare for all aspects of the naturalization interview
- [The Professional Development Guide for Adult Citizenship Educators](#)
- [Adult Citizenship Education Sample Curriculum for a Low Beginning ESL Level Course](#)

CASAS Citizenship Website Resources

CASAS Website Resources (2)

Training Videos

You can watch the **EL Civics Basics: Citizenship Preparation Training** video below. The slides for this training can be downloaded in the resource lists above.



Assessment

- [Citizenship Oral Interview Test \(CIT\) and Government and History for Citizenship Test](#)

Ensure that your students are well prepared for the citizenship process and USCIS (United States Citizenship and Immigration Services) interview. Let CASAS citizenship assessments help you meet that goal!

CASAS Website Resources: Order Page

Home > Billing and Shipping Address

Please ensure your agency name is no more than 50 characters on both the shipping and billing address.

Ship to Billing Address

Bill To	Ship To
Company Name *	Company Name *
Name *	Name *
Address *	Address *
City *	City *
State/Prov * California	State/Prov * California
County *	County *
Country * US	Country * US
Zip/Postal Code *	Zip/Postal Code * 90277
Phone *	Phone *
Fax Number *	Fax Number *
Email *	Email *

Continue

#1

IMPORTANT:

- A processing fee of \$15 will be added to all orders for CASAS eTests, TOPSpro Enterprise, and NEDP.
- Not all products are available for expedited shipping.

Standard ground shipping will be used unless you specify an alternate shipping method from the options shown below.

☒ (UPS) Ground - US\$18.96
☐ (UPS) 3 Day Select - US\$22.58
☐ (UPS) 2nd Day Air - US\$26.34
☐ (UPS) Next Day Air - US\$38.98

Please select one of these available payment methods

For California WIOA, Title II: AEFLA Funded Agencies please select the **Bill my PO** option.
PO # is not required for California WIOA, Title II: AEFLA Funded Agencies. Charges for all materials and UPS Ground Shipping are covered by the CASAS contract with the California Department of Education.

☐ Bill My Credit Card ☒ Bill my PO (enter PO # above)

Place your Order

By clicking the Place Your Order button I agree to the CASAS Test Use and Security Agreement and to the CASAS Ordering Terms and Conditions. Please visit our [Ordering Terms and Conditions page](#) for details. Please visit our [Privacy, Copyright, and Security Policy page](#) for details.

#2

California CASAS Citizenship Preparation Support Channel

- CIT Interview Certification and Recertification
- Subscribe!



USCIS Resource Center (1)

Citizenship Resource Center

Interagency Strategy for Promoting Naturalization

New U.S. Citizens

Learn About Citizenship ▼

Apply for Citizenship ▼

Naturalization Test and Study Resources ▼

Resources for Educational Programs ▲

Educational Products for Educators and Program Administrators

Upcoming Teacher Trainings ▼

Learn About the Citizenship and Integration Grant Program ▼

Civic Integration ▼

Outreach Tools ▼

Naturalization-Related Data and Statistics ▼

Home > Citizenship Resource Center > Resources for Educational Programs

Resources for Educational Programs

i

Learn about the funding opportunities available through the [Fiscal Year 2024 Citizenship and Integration Grant Program](#).

Educators and volunteers play a critical role in helping immigrants prepare for U.S. citizenship. Use this section of the Citizenship Resource Center to find materials to include in or enhance your curriculum and supplement classroom study materials.

Be sure to check out the training seminars page for a list of free training opportunities in your area. These training seminars are designed to enhance the skills needed to teach U.S. history, civics, and the naturalization process to lawful permanent residents.

[Educational Products for Educators and Program Administrators](#)

In this section, educators will find helpful classroom resources for themselves and their students. Program administrators will be able to find a variety of materials to enhance their adult citizenship education program.

[Register for Teacher Training](#)

USCIS offers free training seminars for educators, program directors, volunteers, and organizations.

Additional Resources

- [Resources for Educators About the Naturalization Process](#)
- [Prepare Students for the Interview and Test](#)
- [Learn New Teaching Techniques](#)
- [Start a Citizenship Program](#)
- [Promote a Citizenship Program](#)
- [Train and Develop Staff](#)

Resources for Educational Programs

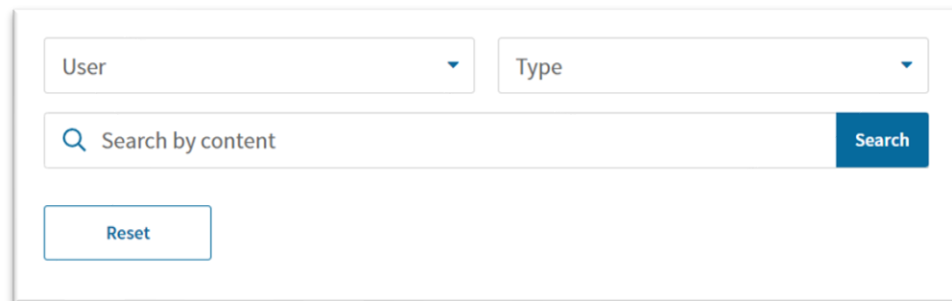
Last Reviewed/Updated: 04/24/2024

7/3/2024

45

USCIS Resource Center (2)

- Educational Products for Educators and Program Administrators
 - In this section, educators will find helpful classroom resources for themselves and their students. Program administrators will be able to find a variety of materials to enhance their adult citizenship education program.



A screenshot of the USCIS Resource Center search interface. It features two dropdown menus at the top labeled 'User' and 'Type'. Below these is a search bar with a magnifying glass icon, the text 'Search by content', and a blue 'Search' button. At the bottom left is a 'Reset' button.

Citizenship Resource Center	
Interagency Strategy for Promoting Naturalization	
New U.S. Citizens	
Learn About Citizenship	▼
Apply for Citizenship	▼
Find Study Materials and Resources	▼
Resources for Educational Programs	^
Educational Products for Educators and Program Administrators	
Upcoming Teacher Trainings	▼
Civic Integration	▼
Outreach Tools	▼
Naturalization Statistics	

USCIS Resource Center (3)

- **Additional Resources**

- [Resources for Educators About the Naturalization Process](#)
- [Prepare Students for the Interview and Test](#)
- [Learn New Teaching Techniques](#)
- [Start a Citizenship Program](#)
- [Promote a Citizenship Program](#)
- [Train and Develop Staff](#)

USCIS Resource Center (4)

Home > Citizenship Resource Center > Resources for Educational Programs > Prepare Students for the Interview and Test

Prepare Students for the Interview and Test

This set of resources can help you prepare students for the interview and test. Many of these resources can be used either in or out of the classroom. This set of resources includes materials, lesson plans, and teaching resources specific to each section of the test. The following links will bring you to products specific to that section of the test:

✕ Close All ↗ Open All

Interview and Speaking Test Resources

Use these resources to prepare citizenship students for the naturalization interview (review of Form N-400), which also serves as the speaking test. These resources can be used to help students understand key concepts and vocabulary found on Form N-400, as well as understand and respond to commands used during the interview process. You will also find practice tests, which can be used in class or by students for at home practice.

- [Understanding Key Concepts Found in Form N-400, Application for Naturalization: A Guide for Adult Citizenship Teachers \(PDF, 1.18 MB\)](#)
- [Understanding Commands for the Naturalization Interview for Teachers](#)
 - [Classroom Materials \(PDF, 6.38 MB\)](#)
 - [Practice Exercise \(PDF, 730.08 KB\)](#)
 - [Teacher Guide \(PDF, 1.48 MB\)](#)
- [Vocabulary for the Naturalization Interview: Self-Test 1](#)
 - [Teacher Guide \(PDF, 130.88 KB\)](#)
- [Vocabulary for the Naturalization Interview: Self-Test 2](#)
 - [Teacher Guide \(PDF, 133.38 KB\)](#)
- [N-400 Topic Exercises: Armed Forces \(PDF, 1.51 MB\)](#)
- [N-400 Topic Exercises: The Oath of Allegiance \(PDF, 1 MB\)](#)
- [N-400 Topic Exercises: Addresses \(PDF, 204.07 KB\)](#)
- [N-400 Topic Exercises: Family-Marital Status and Spouses \(PDF, 1.32 MB\)](#)
- [N-400 Topic Exercises: Family-Children \(PDF, 304.13 KB\)](#)
- [N-400 Topic Exercises: Dates \(PDF, 267.43 KB\)](#)

USCIS YouTube

- Multilingual Naturalization Process Presentations
 - U.S. citizenship requirements
 - Brief overview of the naturalization process
 - Filing an application
 - The Interview
 - The Oath Ceremony
 - Clear and concise resource to share with students in their native languages

Please see Jennifer Gagliardi's "[What's New in Online Civics Education and Citizenship Prep](#)" on the OTAN website for the more information.

USCIS “How to” Videos

- 33 “How to” videos



1		Apply for Citizenship Online: How to File Your Application for Naturalization Online USCIS • 647K views • 1 year ago
2		USCIS Forms: Send to the right address! USCIS • 13K views • 1 year ago
3		USCIS Forms: Make sure you sign your form! USCIS • 6.2K views • 1 year ago
4		USCIS Forms: Download the most recent version! USCIS • 7.8K views • 1 year ago
5		USCIS Forms: How to pay your filing fees! USCIS • 16K views • 1 year ago

Naturalization Interview and Test Videos

- 4-video series which describes the Naturalization Interview and Test:
 - [Episode 1 – Preparing for the Naturalization Interview and Test](#)
 - [Episode 2 – The Naturalization Interview](#)
 - [Episode 3 – The Civics Test](#)
 - [Episode 4 – The Reading and Writing Test](#)


USA Learns (1)



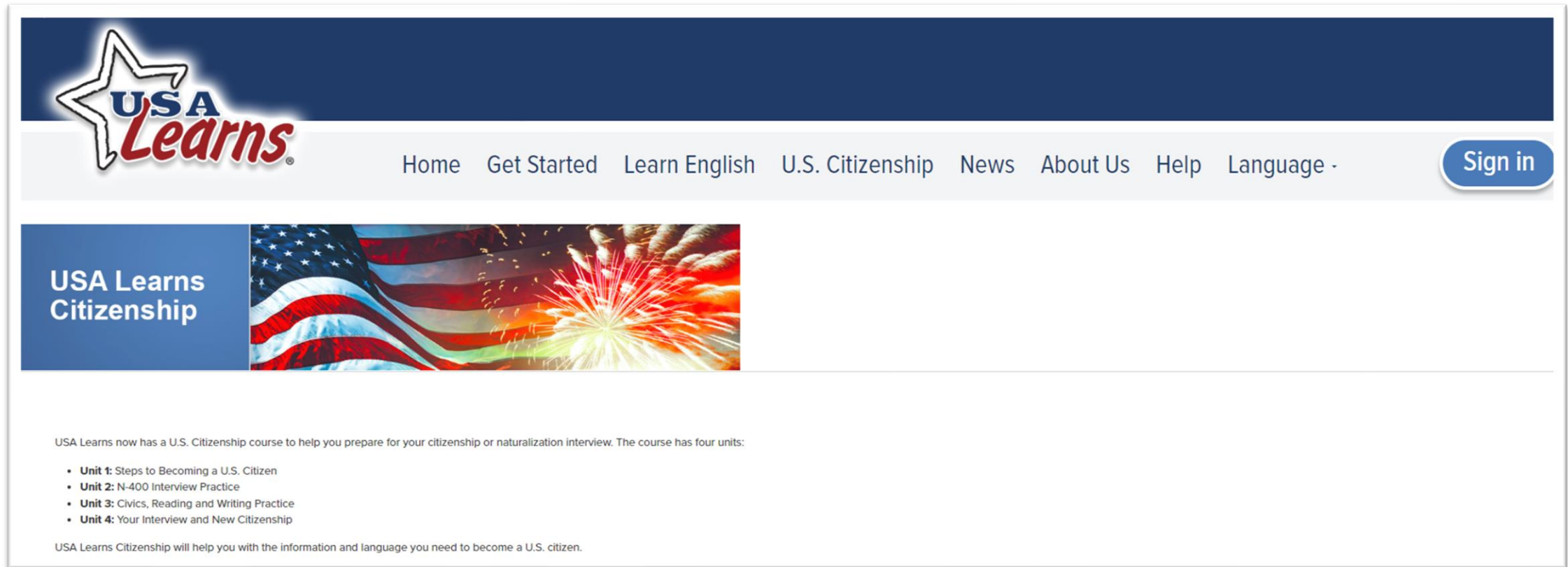
The screenshot shows the USA Learns website homepage. At the top, a dark blue banner features the USA Learns logo (a star with 'USA' inside and 'Learns' in red script) on the left, the text 'Learn English Free with USA Learns!' in white, and a red 'Start Now!' button on the right. Below the banner is a navigation bar with links: Home, Get Started, Learn English, U.S. Citizenship, News, About Us, Help, and Language (with a dropdown arrow). A 'Sign in' button is on the far right. The main content area has a large image of a smiling woman holding a smartphone with a play button icon. To the right of the image is the USA Learns logo. Below this, a section titled 'What do you want to learn?' features three circular buttons: 'English' (blue), 'U.S. Citizenship' (blue), and 'Job Skills' (red). To the right of these buttons are a red 'Start Now!' button and a blue 'Sign In' button. At the bottom, a light blue banner contains the text 'LEARN ENGLISH FREE' in large, bold letters, followed by a paragraph: 'USA Learns has these free English classes for you! Learn English speaking, listening, vocabulary, pronunciation, reading, writing and grammar.'

Students use USA Learns to:

- Learn English free!
- Prepare to become a U.S. citizen.
- Watch video of English lessons and do 1000s of English learning activities.
- Practice English speaking, listening, vocabulary, reading, writing, pronunciation, and grammar.
- Check for understanding and receive immediate feedback.
- Learn everyday American English and life skills.



USA Learns (2)



The screenshot shows the USA Learns website. The header features the USA Learns logo on the left, a navigation menu with links to Home, Get Started, Learn English, U.S. Citizenship, News, About Us, Help, and Language, and a Sign in button on the right. Below the header is a banner for USA Learns Citizenship, which includes an image of the American flag and fireworks. The main content area below the banner states that USA Learns now has a U.S. Citizenship course to help prepare for citizenship or naturalization interviews. It lists four units: Unit 1: Steps to Becoming a U.S. Citizen, Unit 2: N-400 Interview Practice, Unit 3: Civics, Reading and Writing Practice, and Unit 4: Your Interview and New Citizenship. A final line states that USA Learns Citizenship will help with the information and language needed to become a U.S. citizen.

USA Learns

Home Get Started Learn English U.S. Citizenship News About Us Help Language - [Sign in](#)

USA Learns Citizenship

USA Learns now has a U.S. Citizenship course to help you prepare for your citizenship or naturalization interview. The course has four units:

- **Unit 1:** Steps to Becoming a U.S. Citizen
- **Unit 2:** N-400 Interview Practice
- **Unit 3:** Civics, Reading and Writing Practice
- **Unit 4:** Your Interview and New Citizenship

USA Learns Citizenship will help you with the information and language you need to become a U.S. citizen.

USA Learns Citizenship

USA Learns Citizenship Course Updated!

Thanks to a generous grant from the (USCIS), recent additions to the course include more instruction related to:

- mock interview practice
- how to complete the N-400 online
- digital literacy skills
- immigrant integration opportunities
- vocabulary, listening, and speaking practice
- activities to make the content more locally relevant

New teacher resources, include interview scripts, ideas for the classroom, and a detailed scope & sequence with correlations to sections of the N-400, Civics and Government test questions, and the naturalization process.

USA Learns New Course: Access America

- Updated version of USCIS *Welcome to the United States: A Guide for New Immigrants*
 - Intermediate level to improve language skills while learning to be successful in the U.S.
 - 100+ videos follow the progress of an immigrant family as they learn about life in their new country
 - Topics include:

Transportation	Renting a home
Employment	Banking
Children's education	Digital literacy



USA Learns (3)

Student Registration

Do you want to learn English or prepare to become a U.S. citizen for free? Please enter your email address, name and a password.

Email Address: *

First Name: *

Last Name: *

Password: *

(Password should be at least 6 letters or numbers, no spaces.)

Confirm Password: *

0 + 4 =

Enter Answer

Register

Are you a **TEACHER?**

Please [register here!](#)

Why Register?

- Save your lessons and your scores.
- Bookmark your last activity.



Register one time. [Sign in](#) when you return.

USA Learns (4)

Teacher Registration

Are you an **English teacher** or **library staff** who wants to teach English or U.S. citizenship online? Please complete this form to start using USA Learns' courses with your students. The courses are **free** for you and your students.

Email Address: *

First Name: *

Last Name: *

Alias: *

Your name as seen by students

Country:

(Not Specified)

Agency Type:

Adult School

Agency Name:

Password: *

(Password should be at least 8 letters or numbers, no spaces.)

Confirm Password: *

Register

Are you a **STUDENT**?

Please [register here](#)!

Advertisement

How do teachers and library staff use USA Learns?

1. Register here.
2. Create your class.
3. Invite students to enroll.
4. Monitor student progress as they learn English and U.S. citizenship online.

Read the [Instructions](#) for more details. **It's easy!**



How do teachers and library staff use USA Learns?

1. Register here.
2. Create your class.
3. Invite students to enroll.
4. Monitor student progress as they learn English and U.S. citizenship online.

Read the [Instructions](#) for more details. **It's easy!**



USA Learns for Teachers

Welcome to USA Learns
for **Teachers!**

A Free Site for Teaching English, job skills, and U.S. Citizenship to Adults

Create online English and U.S. Citizenship classes, monitor your students' progress and use easy management tools.

Quick Start

1. **To create and manage classes as a teacher:**
[Register](#) on this USA Learns for Teachers page. Use your primary email address.
2. **To preview the USA Learns classes and lessons as a student experiences them:**
[Create a student account](#). Use a secondary email address.

Want more helpful tips? Read the Teacher's Guide on our [Teacher Instructions](#) page.

Register

Already registered?

Sign In

Teacher Instructions



Here are some instructions and tips to help you successfully use USA Learns as a teacher.

Tips for Teachers:

- [How to Create a Class](#)
- [How to Manage Classes and Students](#)
- [Teacher's Guide \(PDF\)](#)
- [Course Placements](#)

This helpful information will enable you to efficiently create a class and manage your classes/students.

Technical Requirements

What equipment and Internet connection is needed to use USA Learns?

Frequently Asked Questions

Here are some FAQ from teachers, along with our contact information if you still have questions.

Teachers use USA Learns to:

- Create free online English and U.S. Citizenship classes based on USA Learns' [1st English Course](#), [2nd English Course](#) and [Practice English and Reading](#) and [U.S. Citizenship Course](#).
- Enroll students in USA Learns classes.
- Monitor progress of ESL students.
- Easily access class rosters and grade books.

Read about [USA Learns in the Classroom](#) and the [Overview Guide](#).

Ventures Arcade



Ventures Arcade

Burlington English

The screenshot displays the Burlington English website. At the top, the logo reads "BURLINGTON ENGLISH" with the tagline "THE PUBLISHER THAT CARES". Below this is a "Courses" section with a dark blue header. Under the header, there are two main categories: "EL Civics" and "English in America". The "English in America" category is highlighted with a yellow circle and a mouse cursor. Below this category, there are three course covers: "ENGLISH IN AMERICA BEGINNERS", "ENGLISH IN AMERICA INTERMEDIATE", and "ENGLISH IN AMERICA ADVANCED".

Below the course covers, there is a navigation menu with three options: "Student Lessons", "Vocabulary Practice", and "Progress". The "Student Lessons" option is highlighted with a yellow circle and a red arrow pointing to it. The "Vocabulary Practice" option is also highlighted with a red arrow. The "Progress" option has a right arrow next to it.

On the right side of the navigation menu, there is a list of lessons. The first lesson, "14. Becoming a Citizen (1)", is highlighted with a yellow circle and a red arrow. Below it are four sub-lessons: "Introducing the Module", "1. Building a Timeline of Historical Events", "2. Charting the Three Branches of Government", and "3. Knowing Your Government Officials". The next lesson, "4. Stating Your Rights & Responsibilities", is also visible. The final lesson, "15. Becoming a Citizen (2)", is at the bottom of the list.

USCIS Revisions to the Form N-400, Application for Naturalization from Jennifer Gagliardi

- **Overview of Changes**

- Provides a third gender option: X
- Option to request an SSN or replacement card, and update immigration status with Social Security Administration
- **Structural changes:**
 - Removed and condensed sections
 - Removed exemptions and accommodations requests
 - Simplified tables for addresses, employment, and travel
 - Combined and reworded questions; includes rephrasing for clarity

For more information, please see Jennifer Gagliardi's full article on OTAN:

[The New N-400 Application for Naturalization](#)

And Lynne Weintraub's

[What's Different in the 4/1/24 Edition of the N-400 Citizenship Application](#)

Review

1. What CASAS ESL test series can be used for NRS and Pre/Posttesting?

- a. Life and Work Reading/Listening
- b. STEPS Reading/Listening
- c. Reading for Citizenship
- d. All of the above

2. How many payment points can be earned for WIOA II 231 citizenship preparation?

- a. One per student
- b. Two per student
- c. Three per student

3. In Class Instance in TE, what instructional program should be marked for a citizenship class?

- a. ESL/ELL
- b. Citizenship

4. In order to earn citizenship payment points, a student must be enrolled in a class with the focus area designated as:

- a. 231 EL Civics – Civic Participation
- b. 231 EL Civics – Citizenship Preparation
- c. 243 Integrated EL Civics Education (IELCE)

Citizenship Preparation Review

- At the end of this session, participants will be able to:
 - Identify the requirements specific to Citizenship Preparation under the AEFLA/WIOA II Integrated EL Civics Grant including:
 - Earning Citizenship Preparation payment points
 - CASAS Pre/post testing requirements
 - Remote testing options
 - CASAS Citizenship Interview Test (CIT) certification and recertification requirements
 - Access Citizenship Preparation information and instructional resources through USCIS and CASAS websites and other free online resources

Thank you for attending!

Contact

CIT@CASAS.org

with all citizenship preparation related questions.



Presented by
Portia La Ferla
CASAS Citizenship
Program Specialist
plaferla@casas.org
800-255-1036 XT 175



Assessment (CASAS eTests and Paper)



TOPSpro Enterprise Accountability Software



National External Diploma Program



Workforce Skills Certification System



Live Facilitated Training



QuickSearch Online Curriculum Materials Database

[/CASASsystem](#)

[/CASASsystem](#)

[/CASASAssessment](#)

[/CasasSystem](#)

www.casas.org

casas-si@casas.org

1-800-255-1036