



**EL CIVICS  
CONFERENCE  
2020-21**

# **USA LEARNS CITIZENSHIP: A Free Online Course**

Presented by: Andrea Willis

Agency: Sacramento County Office of Education

Website: [usalearns.org](http://usalearns.org)

# Topics for Today

- Overview of USA Learns
- Tour of the USA Learns Citizenship course
- Changes to the civics questions
- How the course helps with challenges faced by teachers and learners
- How learners register
- How to create a teacher account and courses

# Overview - History

- Originally funded by a grant from the federal Office of Vocational and Adult Education: “Can adults learn English online?” (Yes!)
- Launched in 2008; SCOE given ownership after a competitive process
- Upgraded several times
- Committed to keeping it FREE (thus, the ads)



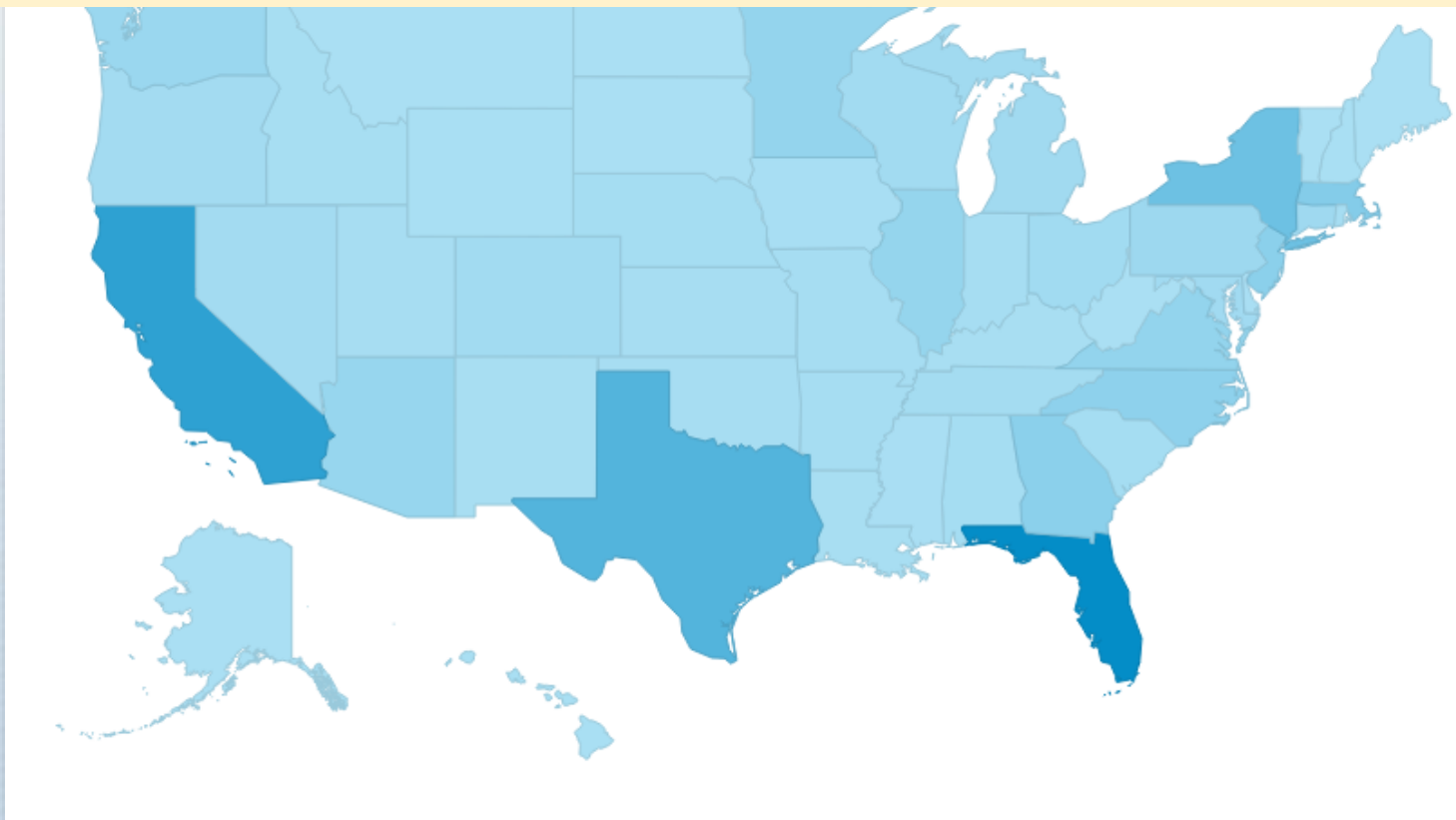
# Usage Statistics

- Web pages viewed: **1.8 Billion**
- Number of website visitors: **14 Million**
- Average amount of time per visit: **23 minutes**
- Accessed by every country in the world



# Top States

**Top states:** Florida, **California**, Texas, New York, Massachusetts



# Top California Cities

1. Los Angeles

2. Lake Elsinore

3. San Francisco

4. San Diego

5. San Jose

6. Fresno

7. Stockton

8. Sacramento

9. Ontario

10. Fremont

11. Santa Clara

12. Santa Ana

13. Oakland

14. Hawthorne

15. Carmichael

16. Wildomar

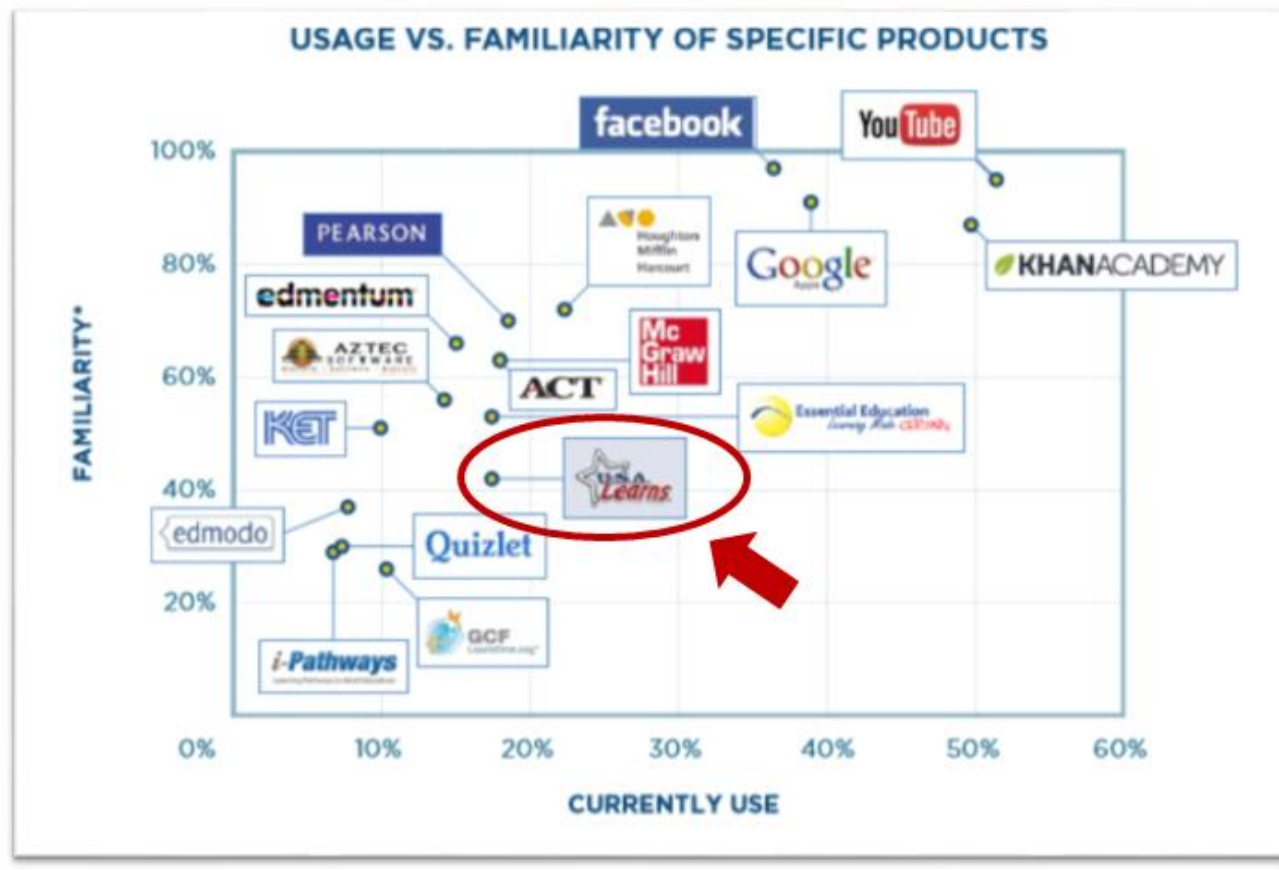
17. Hacienda Heights

18. Irvine

19. Garden Grove

20. Chula Vista

# Featured in a National Study



A survey of 1,000 adult educators

Usage vs. familiarity

“First, and not surprisingly, free or low-cost resources represent a practical solution amid funding constraints within the adult education community.”

Report by Tyton Partners: [“Learning For Life: The Opportunity for Technology to Transform Adult Education”](#)



# There's a Learner Site...

A promotional banner for the USA Learns website. At the top is a dark blue navigation bar with the USA Learns logo on the left and links for Home, Get Started, Learn English, U.S. Citizenship, Apps, About Us, Register, and Sign in. The main content area features a large headline 'Learn English FREE with USA Learns!' in blue and red. Below this is a red 'Start Now' button. To the left, under 'Already registered?', is a blue 'Sign In' button. A list of features includes video lessons, English speaking/listening/vocabulary/pronunciation/reading/writing/grammar, a new U.S. Citizenship course, and a 100% free website. Social media icons for Facebook, Twitter, and Instagram are at the bottom left. On the right, a woman points to a laptop displaying the 'NEW COURSE! English 1 Plus' interface. A 'Teachers Click Here' button with an Apple logo is in the bottom right corner.

**Learn English FREE with USA Learns!**

**Start Now**

Already registered?

**Sign In**

- Video lessons and 1000s of activities
- English speaking, listening, vocabulary, pronunciation, reading, writing and grammar
- New U.S. Citizenship course!
- 100% free educational website

**NEW COURSE!**

English 1 Plus

**English 1 Plus**

Teachers Click Here



# ... and a Teacher Site

The screenshot shows the top navigation bar of the USA Learns website with links for Instructions, Resources, U.S. Citizenship, Apps, About Us, Student Site, Register, and Sign in. Below the navigation bar is a pink banner with a link to a video about creating a teacher account. The main content area features a large image of a smiling woman pointing at a whiteboard. Overlaid on the left side of the image is the text: 'Welcome to USA Learns for Teachers!', 'A Free Site for Teaching English and U.S. Citizenship to Adults', and 'Create online English and U.S. Citizenship classes, monitor your students' progress and use easy management tools.' Below this text are 'Register' and 'Sign In' buttons. The USA Learns logo is also visible on the whiteboard. In the bottom right corner of the image, there is a blue box with the text: 'What's New? USA Learns has launched a new U.S. Citizenship Course!'.

Watch a brief video about how to create a teacher account and get your students registered.

## Welcome to USA Learns for Teachers!

A Free Site for Teaching English and U.S. Citizenship to Adults

Create online English and U.S. Citizenship classes, monitor your students' progress and use easy management tools.

**Register**

Already registered?

**Sign In**

**What's New?**  
USA Learns has launched a new U.S. Citizenship Course!

# Overview

## USA Learns Citizenship



**240,000  
learners -  
2.5 million  
activities**

- Level: Intermediate
- Prepare for ALL aspects of the naturalization interview
- Topics: getting legal help; steps to becoming a citizen; avoiding fraud; prep for N-400 application questions; U.S. history and government; speaking, reading and writing; small talk; more!

**What  
makes it so  
special?**

# Quality Content

## Content developed in partnership with...

- Expert ESL and citizenship teachers
- Immigration attorneys at Immigrant Legal Resource Center
- USCIS program specialists



## Utilizes high-quality resources...

- Aligns with USCIS Adult Ed Citizenship education content standards and foundation skills
- Uses USA Learns best practices



# Changes to the Civics Test

## **i** Important Updates to the Naturalization Test and New Study Materials for the 2020 Version of the Civics Test

USCIS has revised the civics portion of the naturalization test. Read below for more information and to find study materials with the new 128 questions and answers from the 2020 version of the civics test.

### Which civics test will I take?

#### Applicable Civics Test for Naturalization

Naturalization Application Filing Date	Applicable Test at Initial Exam, Re-exam, or N-336
Before Dec. 1, 2020	<a href="#"><u>2008 version of the civics test</u></a>
On or after Dec. 1, 2020	2020 version of the civics test

<https://bit.ly/38ZquwC>

# What happens during the interview?

## English speaking

- Small talk
- General speaking throughout the interview

## U.S. History and Civics test **[Recent changes!]**

- 2008 version: 10 questions from the USCIS [list of 100 questions](#). Must correctly answer 6+.
- **2020 version**: 20 questions from the [list of 128 questions](#). Must correctly answer 12+.

## Reading and Writing test

- [Read](#) one sentence out loud and write one sentence in English. Get 3 chances to read and 3 chances to [write](#) one sentence correctly. It's on the iPad now!

## Questions about your [N-400](#) Application for Naturalization

- Are you eligible for citizenship?
- Are you telling the truth? Do your answers match the ones you wrote on the N-400?
- Are there errors on your N-400 application?
- Are there changes, such as a new address or a new workplace?

# Praise From Experts

“I’m not aware of another free resource that is this in-depth and prepares applicants for ALL aspects of the naturalization interview. The combination of reading, writing, listening and speaking practice makes this course ideal for many levels of citizenship students.”

*- Jennifer Gagliardi,  
U.S. Citizenship Teacher*



# Challenges?

- Difficult vocabulary (and lots of it!)
- English speaking - small talk
- Part 12: “Have you EVER...?”
- Questions about illegal activities
- “Time outside the U.S.” questions
- Stress of the interview / unknowns

# USA Learns Citizenship

Tour time!

Learner Site

([usalearns.org](http://usalearns.org))

# Student Registration

**“How do my students register?”**



# 1: Go to [usalearns.org](https://usalearns.org)

Make sure  
students  
are here!

Select  
'Start  
Now' to  
register.

## Learn English **FREE** with USA Learns!

**Start Now**

Already registered?

[Sign In](#)

- Video lessons and 1000s of activities
- New Skills for the Nursing Assistant course!
- 100% free English classes: Learn English speaking, listening, vocabulary, pronunciation, reading, writing and grammar
- U.S. Citizenship course



**NEW  
COURSE!**



**Skills for the  
Nursing Assistant**



# 2: Register

Use a real  
email  
address.

Check  
email to  
confirm  
account.

[Home](#) [Get Started](#) [Learn English](#) [U.S. Citizenship](#) [Apps](#) [About Us](#) [Register](#) [Sign in](#)

## Register

Start learning now!



### Student Registration

Do you want to learn English or prepare to become a U.S. citizen for free? Please enter your email address, name and a password.

Email Address: \*

First Name: \*

Last Name: \*

Password: \*  
(Password should be at least 6 letters or numbers, no spaces.)

Confirm Password: \*

**Are you a TEACHER?**  
Please [register here!](#)

#### Why Register?


- Save your lessons and your scores.
- Bookmark your last activity.
- Get the free USA Learns newsletter.



Register one time. [Sign in](#) when you return.



# 3: Go to Email & Click Link



## Confirm Email Address



You are almost ready to start using USA Learns as a learner. A message has been sent to your email address to verify your account. Please check your email for a message from USA Learns and follow the instructions.

Thank you for registering for an account with USA Learns! You are almost ready to get started!

Please click the following link to confirm your account: <https://www.usalearns.org/teacher-confirm-email?userId=b33fdef6-43cf-4109-8cf7-5cc992cf5c18&token=ueVM6UbR%2FALEQ2B95I5fndV6VqxWvBurmNMUh6NAmRXb6lvucHCSL14D3FMXC9oWPJHpMoKlpPTHYT5iSgQZn4o79iFMfDLNBgz7HHkmC4YYWkiSI%2BTX9var1iE0t0spgPaJYxK8KNXJiGv>

Thank you,

USA Learns Staff

**In the email,  
click this link.**



# 4: Sign In

**Learn English FREE with USA Learns!**

**Start Now**

Yay!

Already registered?

**Sign In**

- Video lessons and 1000s of activities
- New Skills for the Nursing Assistant course!
- 100% free English classes: Learn English speaking, listening, vocabulary, pronunciation, reading, writing and grammar
- U.S. Citizenship course

**NEW COURSE!**

**Skills for the Nursing Assistant**

Teachers Click Here

# Student Registration Tips

- Have students write the needed information on a piece of paper *prior* to completing online. This will help them keep track of their email and password.
- Use forced passwords (ID numbers, room number, your name, etc).
- Registration, Email, Sign in

*Thanks, Alisa Takeuchi!*

# Previewing the Course - Tip

**“How do I preview the course,  
as the students see it?”**

**Create a student account at [usalearns.org](https://usalearns.org).  
Use a different email address.**



# Teacher Registration

**“How do I register and create my courses?”**

# Teacher Side

[usalearns.org/teacher](https://usalearns.org/teacher)

Make sure  
you are  
here!



The screenshot shows the top navigation bar of the USA Learns For Teachers website. It includes the USA Learns logo and links for Instructions, Resources, U.S. Citizenship, Apps, About Us, and Student Site. Below the navigation bar is a pink banner with a link to a video about creating a teacher account. The main content area features a large image of a smiling woman writing on a whiteboard. Overlaid on the left side of the image is the text: 'Welcome to USA Learns for Teachers!', 'A Free Site for Teaching English and U.S. Citizenship to Adults', and 'Create online English and U.S. Citizenship classes, monitor your students' progress and use easy management tools.' Below this text are two buttons: a red 'Register' button and a blue 'Sign In' button. A red arrow points from the left towards the 'Register' button. In the bottom right corner of the image, there is a blue box with the text: 'What's New? USA Learns has launched a new U.S. Citizenship Course!'.

Watch a brief video about how to create a teacher account and get your students registered.

**Welcome to  
USA Learns  
for Teachers!**

**A Free Site for Teaching English  
and U.S. Citizenship to Adults**

Create online English and U.S. Citizenship  
classes, monitor your students' progress and  
use easy management tools.


**Register**

Already registered?

**Sign In**



**What's  
New?**  
USA Learns has  
launched a new  
U.S. Citizenship  
Course!

# Register

InstructionsResourcesU.S. Citizenship ▾AppsAbout Us ▾Student SiteRegisterSign in

## Register

Start TEACHING English now!



### Teacher Registration

**Are you an English teacher or library staff** who wants to teach English or U.S. citizenship online? Please complete this form to start using USA Learns' courses with your students. The courses are **free** for you and your students.

Email Address: \*

First Name: \*

Last Name: \*

Alias: \*

**Are you a STUDENT?**

Please [register here!](#)

Advertisement

**22 Programs, 19 Locations**

Carrington College® is closer than you think. Inquire Now!



# Register

Country:

( Not Specified )

Agency Type:

Adult School

Agency Name:

Password: \*

(Password should be at least 6 letters or numbers, no spaces.):

Confirm Password: \*

Register

Register one time. [Sign in](#) when you return.

carrington.edu

OPEN

## How do teachers and library staff use USA Learns?

1. Register here.
2. Create your class.
3. Invite students to enroll.
4. Monitor student progress as they learn English and U.S. citizenship online.

Read the [Instructions](#) for more details. **It's easy!**



# Check Your Email!

[Instructions](#)[Resources](#)[U.S. Citizenship ▾](#)[Apps](#)[About Us ▾](#)[Student Site](#)[Register](#)[Sign in](#)

## Confirm Email Address



You are almost ready to start using USA Learns as a **teacher**. A message has been sent to your email address to verify your account. Please check your email for a message from USA Learns and follow the instructions.

Thank you for registering for an account with USA Learns! You are almost ready to get started!


Please click the following link to confirm your account: <https://www.usalearns.org/teacher-confirm-email?userId=b33fdef6-43cf-4109-8cf7-5cc992cf5c18&token=ueVM6UbR%2FALEQ2B95I5fIdV6VqxWvBurmNMUh6NAmRXb6IvucHCSL4D3FMXC9oWPJHpMoKlpPTHYT5iSgQZn4o79iFMfDLNBgz7HHkmC4YYWkiSI%2BTX9var1iE0t0spgPaJYxK8KNXJiGv>

Thank you,

USA Learns Staff

In the email,  
click this link.

# Start a New Class

HomeInstructionsResourcesAppsAbout Us ▾Student SiteSign off


## My Home

awillis@scoe.net

Start a New Class or manage your existing classes on this page. Select a class title to access your class roster, view scores, write messages, and more.  
(Press the class title again to close the menu.)


### Class Overview

Start a New Class

 **2 writing activities to grade**


- [Messages](#)
- [Change my password](#)
- [Change my email address](#)
- [Change my name](#)

News for teachers






# Class Details

 Home Instructions Resources Apps About Us ▾ Student Site Sign off

## Create a New Class

 [New Class](#)

Create your new Class by filling out the information below.

**Title:** \*

**Based on Course:** \*

**Description:** \*

**Start Date:** \*

**End Date:**

[Create My Class](#)

Don't put  
an end  
date.

# Class Key

The screenshot shows the USA Learns For Teachers interface. The top navigation bar includes links for Home, Instructions, Resources, Apps, About Us, Student Site, and Sign off. The main content area is divided into sections: Administrator, Course Author, Work To Do, and Teacher. The 'My Home' section displays the user's email (awillis@scoe.net) and instructions on how to start a new class or manage existing ones. The 'Class Overview' section features a 'Start a New Class' button and a 'Manage '1st English Course'' dropdown menu. The dropdown menu lists options: View Class Roster, New Message, Student Activity by Class, Share Class Key, and Edit Class Details. A table displays class information with columns for Title, End Date, Enrollment, and Class Key. The '1st English Course' is highlighted, and its Class Key, '2e627d49', is circled in red. A yellow callout box with the text 'Give learners your class key.' points to this circled key.

**My Home**  
awillis@scoe.net

Start a New Class or manage your existing classes on this page. Select a class title to access your class roster, view scores, write messages, and more.  
(Press the class title again to close the menu.)

**Class Overview**

[Start a New Class](#)

**Manage '1st English Course'**

- [View Class Roster](#)
- [New Message](#)
- [Student Activity by Class](#)
- [Share Class Key](#)
- [Edit Class Details](#)

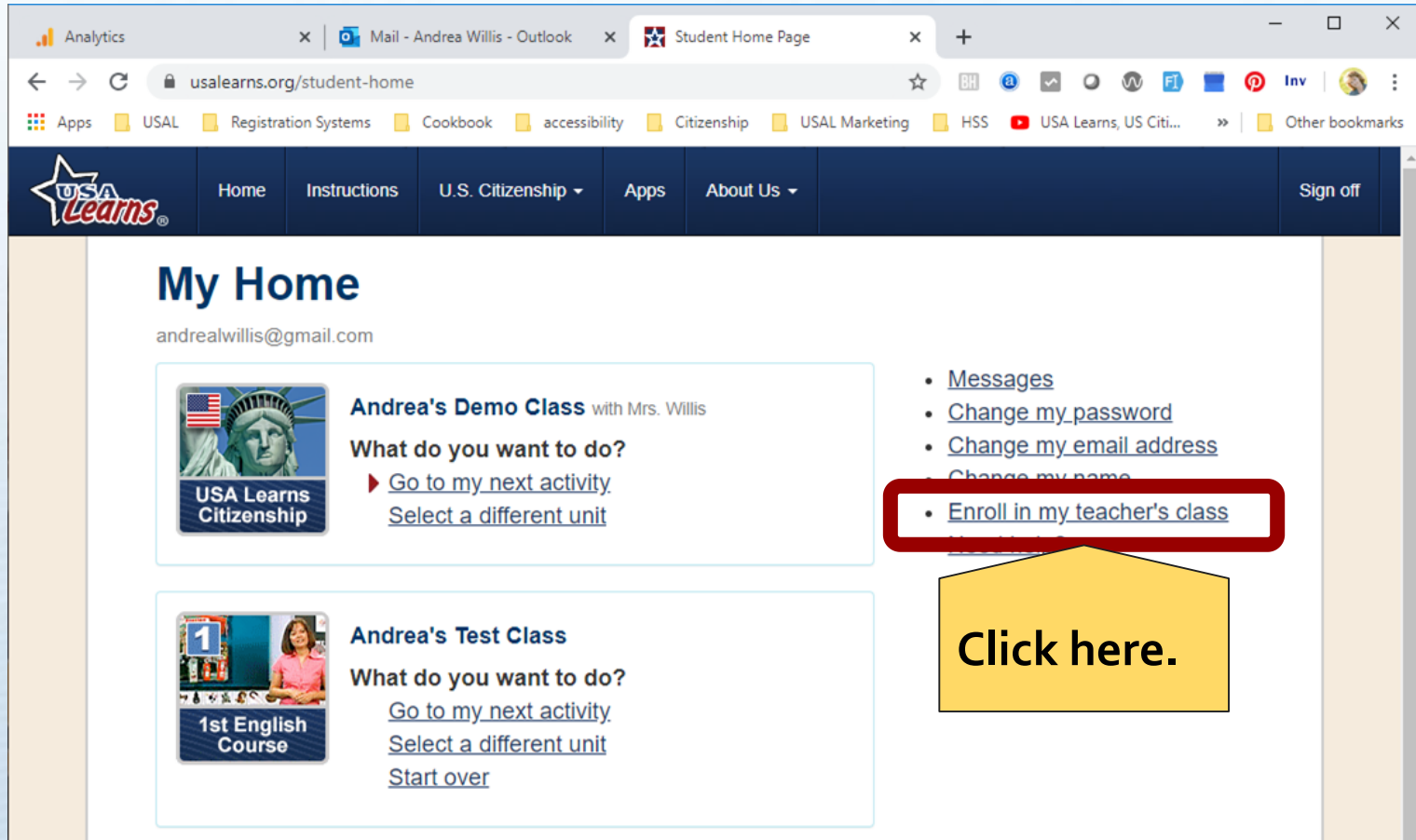
Title	End Date	Enrollment	Class Key
<a href="#">1st English Course</a>	n/a	0	2e627d49
<a href="#">2nd English Course</a>	n/a	1	64f9195f
<a href="#">Andrea's Demo Class</a>	n/a	2	b31018fa

**2 writing activities to grade**

- [Messages](#)
- [Change my password](#)
- [Change my email address](#)
- [Change my name](#)

**Give learners your class key.**

# Learner Enters Class Key - 1



The screenshot shows a web browser window with the URL [usalearns.org/student-home](https://usalearns.org/student-home). The page features a dark blue navigation bar with the USA Learns logo and links for Home, Instructions, U.S. Citizenship, Apps, and About Us. A 'Sign off' button is located on the right. Below the navigation bar, the main content area is titled 'My Home' and displays the user's email address, andrealwillis@gmail.com. There are two main sections for class management:

- Andrea's Demo Class** with Mrs. Willis. It includes a 'What do you want to do?' section with links: [Go to my next activity](#) and [Select a different unit](#). A red box highlights the [Enroll in my teacher's class](#) link in the right-hand menu.
- Andrea's Test Class**. It includes a 'What do you want to do?' section with links: [Go to my next activity](#), [Select a different unit](#), and [Start over](#).

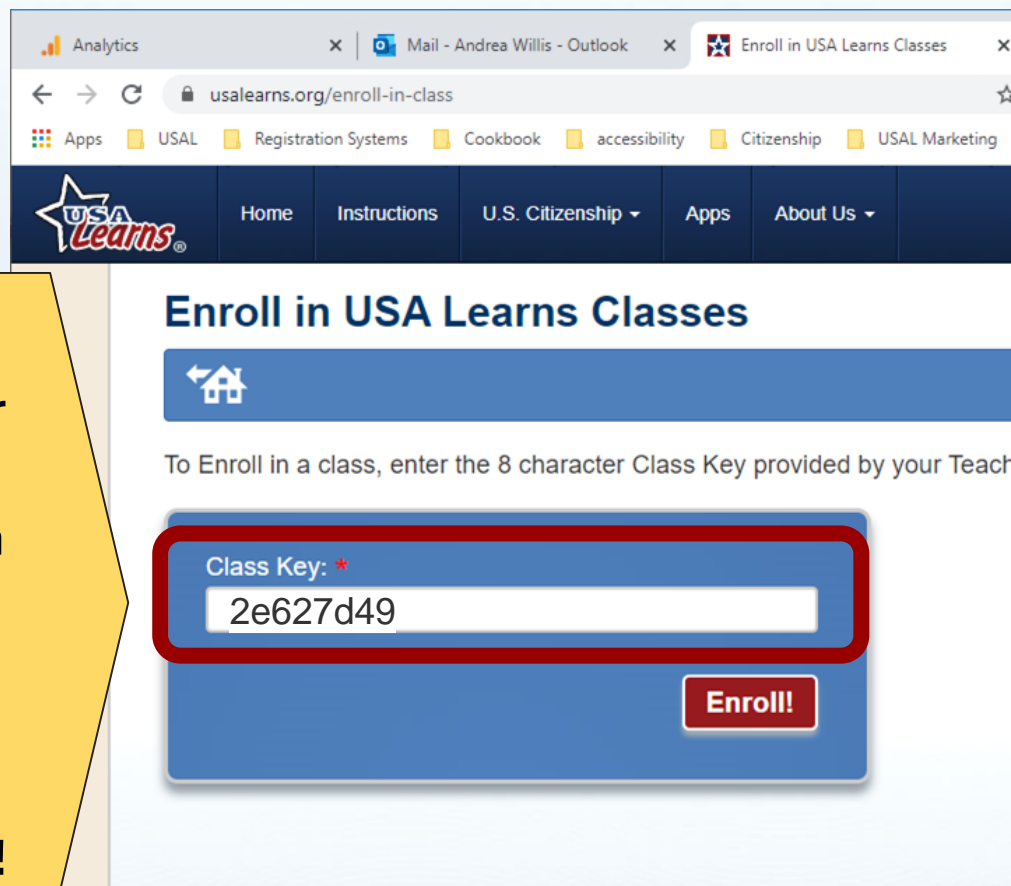
A yellow callout box with the text 'Click here.' points to the 'Enroll in my teacher's class' link.



# Learner Enters Class Key - 2

Students  
enter your  
class key  
here, then  
click  
'Enroll!'

They're in  
your class!



The screenshot shows a web browser window with the URL [usalearns.org/enroll-in-class](https://usalearns.org/enroll-in-class). The page title is "Enroll in USA Learns Classes". Below the title is a blue bar with a home icon. The main text says "To Enroll in a class, enter the 8 character Class Key provided by your Teacher". A red box highlights the "Class Key" input field, which contains the text "2e627d49". To the right of the input field is a red button labeled "Enroll!". The browser's address bar shows the URL, and the top of the browser window shows several tabs: "Analytics", "Mail - Andrea Willis - Outlook", and "Enroll in USA Learns Classes". The USA Learns logo is visible in the top left corner of the page.

# Tips for Teachers



# Remote Learning Ideas

From Jacqueline Vulcano, ESL Instructor from Central Wyoming College:

**Host a Zoom meeting:** Target speaking practice around topics and vocabulary covered in the lesson (from the course's Scope & Sequence).

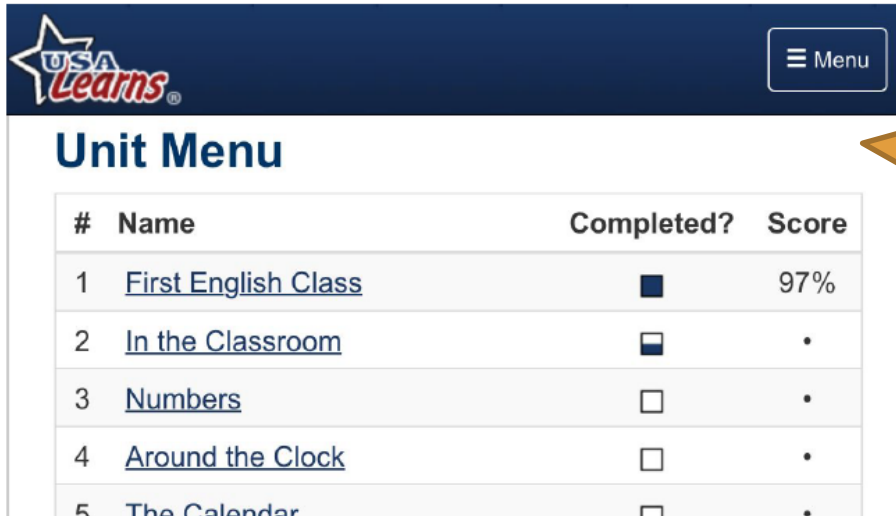
What a great use of Zoom!



# Remote Learning Ideas

**Texting apps / email:** Teacher can use Remind or another app to send out an assignment (e.g. “Complete Unit 1”). Include the USA Learns login link. Students can **respond back with a picture** of their score(s) to show completion.

WhatsApp  
& Facebook  
Messenger  
too



The screenshot shows the USA Learns website interface. At the top is a dark blue header with the USA Learns logo on the left and a 'Menu' button on the right. Below the header is a section titled 'Unit Menu'. It contains a table with five rows, each representing a unit. The columns are '#', 'Name', 'Completed?', and 'Score'. The first row shows '1 First English Class' with a solid blue square in the 'Completed?' column and a score of '97%'. The other four rows show units '2 In the Classroom', '3 Numbers', '4 Around the Clock', and '5 The Calendar', each with an empty checkbox in the 'Completed?' column and a score of a single dot '•'.

#	Name	Completed?	Score
1	<a href="#">First English Class</a>	<input checked="" type="checkbox"/>	97%
2	<a href="#">In the Classroom</a>	<input type="checkbox"/>	•
3	<a href="#">Numbers</a>	<input type="checkbox"/>	•
4	<a href="#">Around the Clock</a>	<input type="checkbox"/>	•
5	<a href="#">The Calendar</a>	<input type="checkbox"/>	•

A great  
idea!

# Remote Learning Ideas

**LMS:** Create a course in your LMS using the course structure of the citizenship course.

- Create an assignment: Students reply with a photo of their completion score.

Very creative.

2020SP - DL 1&2 > Assignments > Unit 1 - USA Learns

Unit 1 - USA Learns

Published Edit

UNIT 1: First English Class

In Unit 1, you will learn ...

VOCABULARY	GRAMMAR	LANGUAGE FUNCTIONS & LIFE SKILLS
<ul style="list-style-type: none"><li>Classroom directions</li><li>Introductions</li><li>Alphabet (ABC)</li></ul>	<ul style="list-style-type: none"><li>verb: to be</li></ul>	<ul style="list-style-type: none"><li>Introducing yourself</li><li>Understanding lesson directions</li><li>Spelling first and last names</li></ul>

**Directions:**

1. Open [USA Learns](#) and sign in.
2. Go to Unit 1.
3. Complete ALL activities with 80% or higher.

**To Submit:**

When finished, submit a PHOTO of your UNIT SCORE.

Points 25

Submitting a text entry box

USA Learns Menu

Unit Menu

#	Name	Completed?	Score
1	<a href="#">First English Class</a>	<input checked="" type="checkbox"/>	97%
2	<a href="#">In the Classroom</a>	<input checked="" type="checkbox"/>	•
3	<a href="#">Numbers</a>	<input type="checkbox"/>	•
4	<a href="#">Around the Clock</a>	<input type="checkbox"/>	•
5	<a href="#">The Calendar</a>	<input type="checkbox"/>	•

# Tips for Teachers



## Tips for Success - from Jennifer Gagliardi

- Use USA Learns activities as warm-ups so students get familiar with the site.
- Supplement with PDFs from [FTC Consumer Protection](#) and other sites.
- Go to [www.uscitizenpod.com](http://www.uscitizenpod.com) N-400 PDFs.
- Heads-up: More questions are being asked about marriage!



# A Question to Ponder...

**Based on what you've seen, how might you use USA Learns in a distance learning mode?**



# Insider Scoop

- **Currently assessing needed edits based on civics changes**
- **Skills for the Nursing Assistant launched on 10/5/20.**
- **Grant from Dollar General Literacy Foundation to upgrade site to work on phones!**
- **USA Learns APPS will retire in December.**
- **New *Access America* course is being built.**
  - **Helps immigrants integrate into US society**
  - **Covers civic, linguistic, economic and local integration**



www.casas.org



**EL CIVICS  
CONFERENCE  
2020-21**

# Thank you for attending!

Presented by: Andrea Willis

Agency: Sacramento County COE

Email: [awillis@scoe.net](mailto:awillis@scoe.net)

*Be CASAS Connected*

Use #CASAScommunity and #AdultEdu to connect.



Visit the **EL Civics Conference 2020-21 playlist**

<https://tinyurl.com/y3kcaf39> at the CASAS YouTube Channel



[Facebook.com/CASASsystem](https://www.facebook.com/CASASsystem)



[@CASASsystem](https://twitter.com/CASASsystem)

[www.casas.org](http://www.casas.org)

[casas@casas.org](mailto:casas@casas.org)

1-800-255-1036