

CAEP Program Hours


Program Areas (A)	Hours * (B)
English Language Learner (ESL/ELL)	64,088
Adult Basic Education (ABE)	4,650
Adult Secondary Education (ASE)	14,722
Career and Technical Education (CTE)	6,634
Workforce Preparation	1,365
Pre-Apprenticeship	0
Adults Training for Child K-12 Success	0
Programs for Adults with Disabilities	1
Total	91,460

CAEP Hours by Program

shows the overall number of hours by program for all CAEP Enrollees.

Use the TE Setup window to display hours using different program definitions.

CAEP Program Hours

 **Select report:**

- CAEP Summary
- CAEP Outcomes
- CAEP I-3 Summary
- CAEP Services
- CAEP Program Hours
- CAEP Enrollees by Hours
- CAEP Services Enrollees by Hours
- CAEP Program Enrollment by ZIP Code and City
- CAEP Program Enrollment by Race, Gender and ZIP Code
- CAEP Outcomes Enrollees by Hours
- CAEP Table 1
- CAEP Table 2
- CAEP Table 2A
- CAEP Table 3
- CAEP Table 4
- CAEP Table 4A
- CAEP Table 4B

CAEP Hours by Program

Select CAEP Program Hours in Report Selection

CAEP Program Hours

Program Areas (A)	Hours * (B)
English Language Learner (ESL/ELL)	64,088
Adult Basic Education (ABE)	4,650
Adult Secondary Education (ASE)	14,722
Career and Technical Education (CTE)	6,634
Workforce Preparation	1,365
Pre-Apprenticeship	0
Adults Training for Child K-12 Success	0
Programs for Adults with Disabilities	1
Total	91,460

CAEP Hours by Program

Use the TE Setup window to display hours using different program definitions.

Select “Use NOVA format for hours” to match NOVA input

CAEP Program Areas: All ASE = HSD/HSE ABE/ASE = ABE/HSD/HSE CTE = CTE/WP/PreA

Use NOVA format for hours:

Use “Butterfly Categories” for hours:



11/13/2024
12:03:12

NOVA Program Hours

Rev. 10/30/19

Agency: 4908 - Rolling Hills Adult School (RHAS) **Program Year:** 2024-2025
Member: RHAS - Rolling Hills Adult School (RHAS) **Consortium:** RH - Rolling Hills Consortium

Program Areas (A)	Hours * (B)
English Language Learner (ESL/ELL)	64,020
Adult Basic Education (ABE)	4,720
Adult Secondary Education (ASE)	14,720
Career and Technical Education (CTE)	6,634
Workforce Preparation	1,365
Pre-Apprenticeship	0
Adults Training for Child K-12 Success	0
Programs for Adults with Disabilities	1
Total	91,460

* Hours column is apportioned according to the number of programs a student may be enrolled in.

CAEP Program Hours

Rev. 10/30/19

CAEP Program Areas ABE/ASE = ABE/HSD/HSE

Agency: - Rolling Hills Adult School (RHAS) **Program Year:** 2024-2025
Member: RHAS - Rolling Hills Adult School (RHAS) **Consortium:** RH - Rolling Hills Consortium

Program Areas (A)	Enrollees with 1+ hours (B)	Total Hours (C)	Proportional Hours * (D)
English Language Learner (ESL/ELL)	1,097	68,735	64,287
ABE/ASE	414	25,875	19,126
Career and Technical Education (CTE)	146	9,595	6,668
Workforce Preparation	36	4,177	1,379
Pre-Apprenticeship	0	0	0
Adults Training for Child K-12 Success	0	0	0
Programs for Adults with Disabilities	1	3	1
Total	1,694	108,385	91,461
Students in two or more programs	160	12,465	
Total unduplicated	1,495	91,463	



* Proportional Hours column is apportioned according to the number of programs a student may be enrolled in.
The total of Proportional Hours may not exactly equal the grand total of hours on the Total unduplicated row due to rounding.

EL Healthcare Pathways

Special Program Entries:



- N/A
- EL Navigator
- EL Healthcare Pathways
- ELL Co-Enrollment
- None

  **Other**

Annual Income Threshold: N/A
 Single person and income below the federal poverty level
 Married and combined income below the federal poverty level

Work Hours Per Week: **Hourly Wage:** **Quarterly Wage:**

On the TE menu select **Records – Students - Records**