

# California Consortium

June 14, 2023



# Three Consortium Topics

1. Measurable Skills Gains
2. Student Transitions
3. Pay for Performance

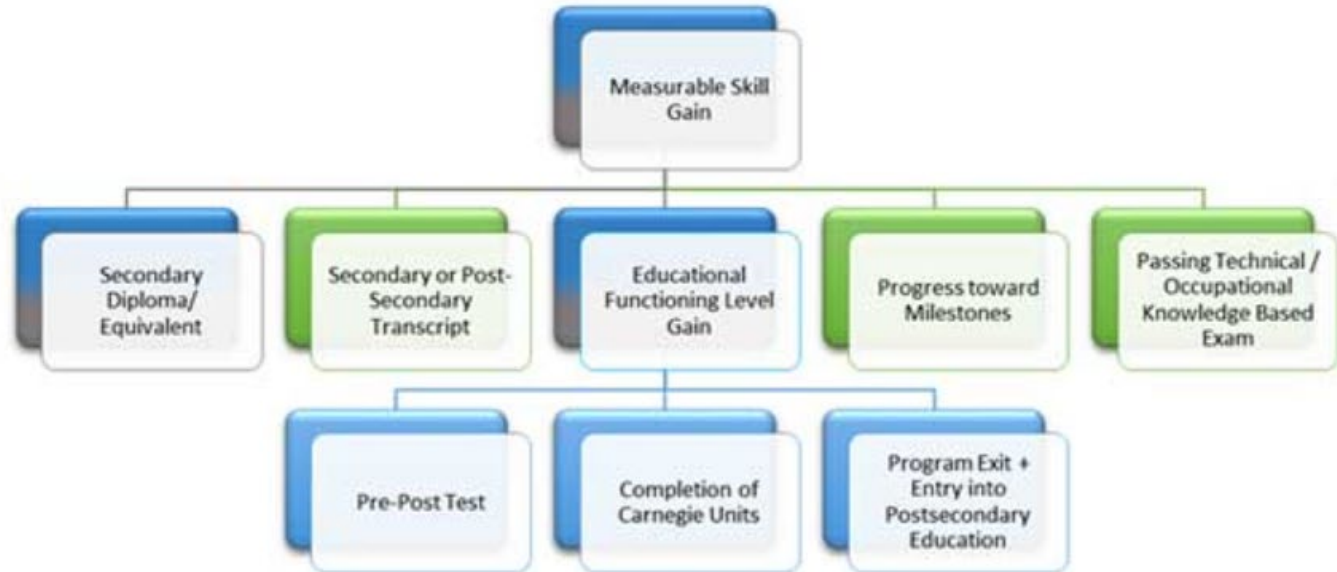


# NRS Data Reporting

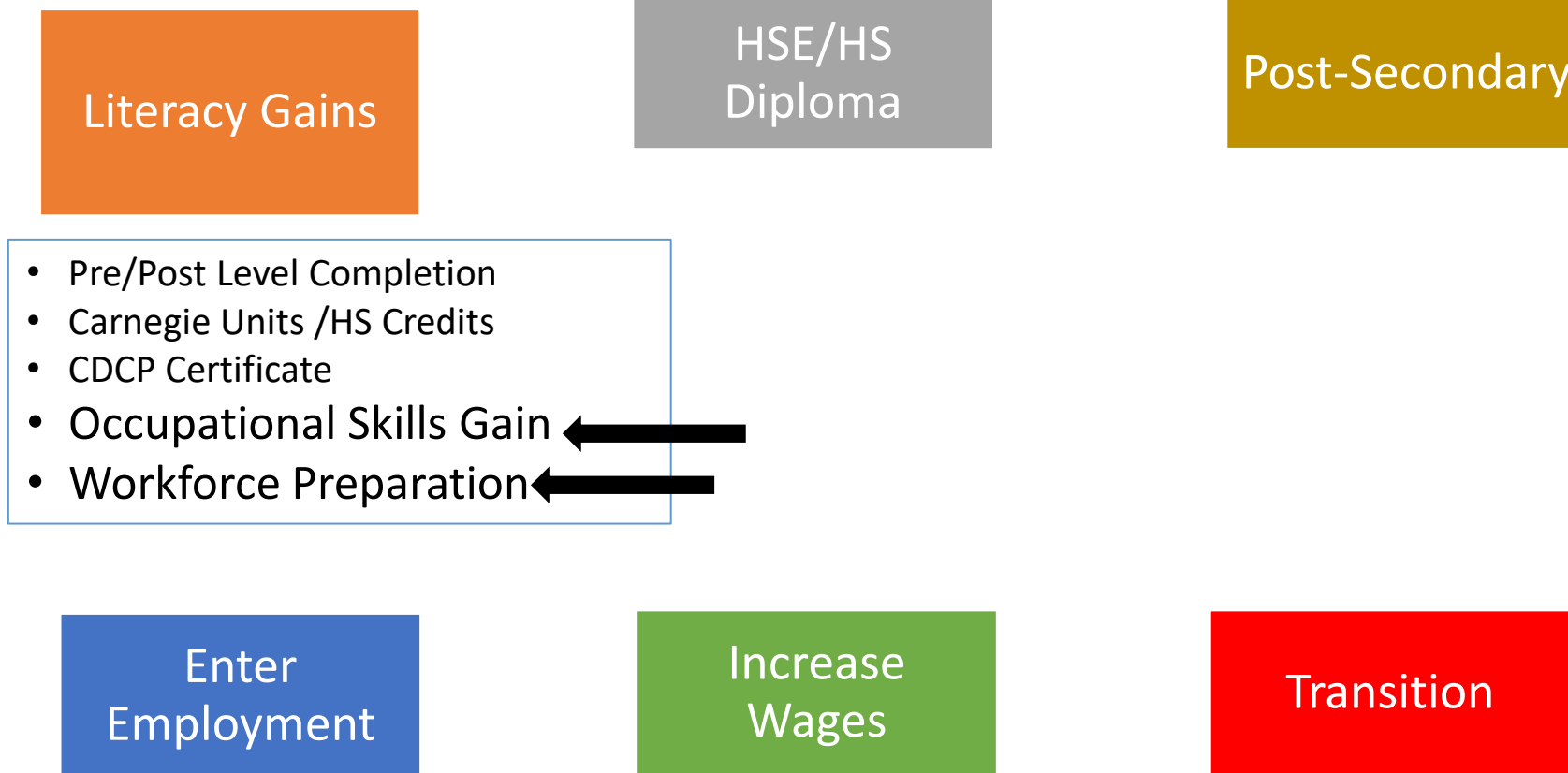
## Five WIOA MSG's

1. EFL Literacy Gain
2. Secondary
3. Post-Secondary
4. Training Milestone
5. Passage of an Exam

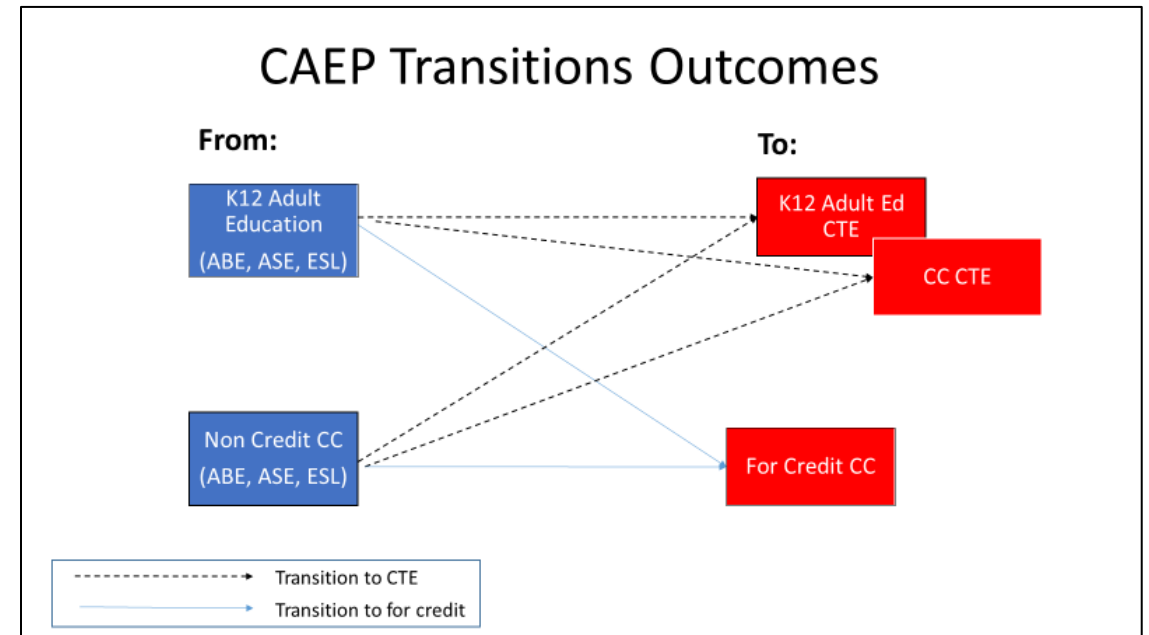
## Five Types of Measureable Skill Gains Under WIOA



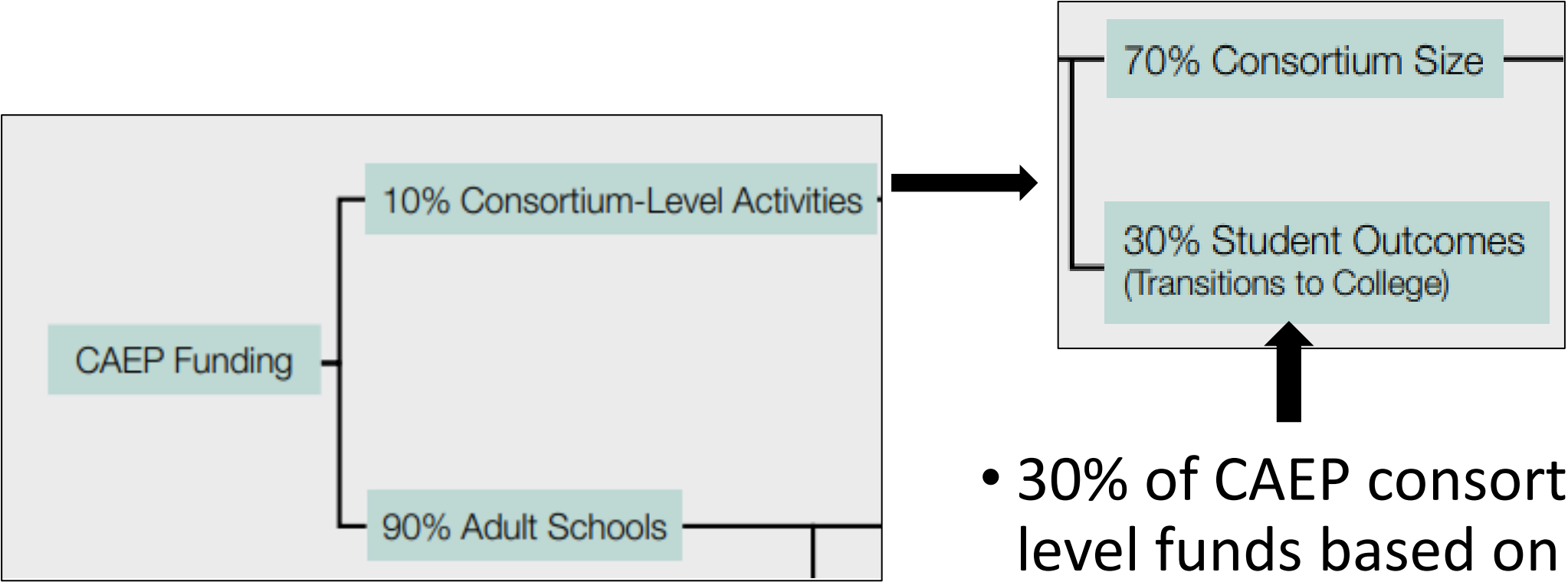
# CAEP Outcomes



# Topic II: CAEP Transitions Outcomes



# LAO Transitions Visual



- 30% of CAEP consortium level funds based on Transition to College.

# CAEP Transitions Outcomes

**From:**

**To:**

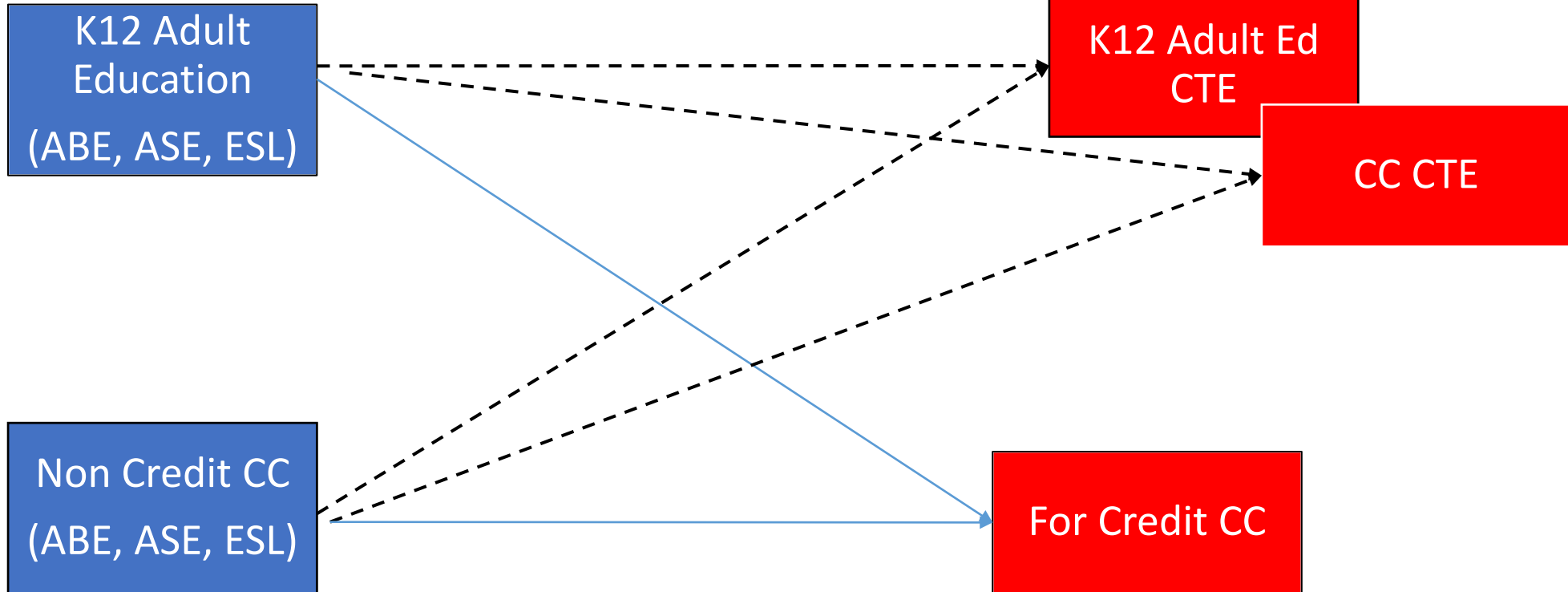
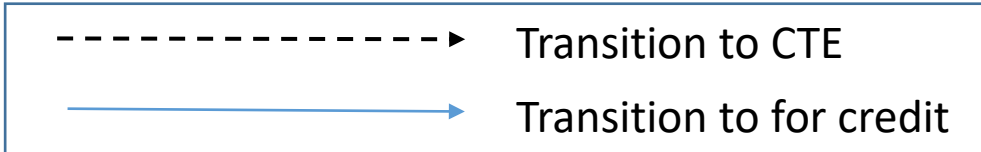
K12 Adult Education  
(ABE, ASE, ESL)

K12 Adult Ed  
CTE

CC CTE

Non Credit CC  
(ABE, ASE, ESL)

For Credit CC



# CAEP Short Term Services

 **Current Workforce Services**

**Training Services Received In Program:**

<input type="checkbox"/> On the Job Training	<input type="checkbox"/> Remedial Training (ABE/ESL – TAA only)
<input type="checkbox"/> Skill Upgrading	<input type="checkbox"/> Prerequisite Training
<input type="checkbox"/> Entrepreneurial Training (non-WIOA Youth)	<input type="checkbox"/> Registered Apprenticeship
<input type="checkbox"/> ABE/ESL in conjunction w/Training (non-TAA funded)	<input type="checkbox"/> Youth Occupational Skills Training
<input type="checkbox"/> Customized Training	<input type="checkbox"/> Other Non-Occupational-Skills Training
<input type="checkbox"/> Other Occupational Skills Training	<input type="checkbox"/> Unspecified Training

**Transition Services Received In Program:**

<input type="checkbox"/> Assessment/Testing/Counseling	<input type="checkbox"/> On-the-Job Training (OJT)
<input type="checkbox"/> Personal Development Training	<input type="checkbox"/> Work Experience
<input type="checkbox"/> Counseling/Career Development	<input type="checkbox"/> Pre-Employment Skills/Job Readiness Training
<input type="checkbox"/> Job Development/Job Search Assistance	<input type="checkbox"/> Postsecondary Academic Education
<input type="checkbox"/> Occupational Skills Training (non-OJT)	<input type="checkbox"/> Other Transition Services

**Supportive Services Received In Program:**

<input type="checkbox"/> Transportation	<input type="checkbox"/> Supplementary Instruct. Serv.
<input type="checkbox"/> Health Care and Mental Health Care	<input type="checkbox"/> Needs-Based Related Payments
<input type="checkbox"/> Family/Child Care	<input type="checkbox"/> Emergency Financial Services
<input type="checkbox"/> Housing or Rental Assistance	<input type="checkbox"/> Federal Education Cash Assist.
<input type="checkbox"/> Personal, Financing, or Legal Counseling	<input type="checkbox"/> Other Supportive Services

Training  
Services

Transition  
Services

Supportive  
Services

- Supportive, Training, and Transition Services in TE and part of CAEP data reporting.



# Topic III: Pay for Performance



02/28/2023  
17:19:47


## Payment Points Summary

Funding	Program/ Focus Areas	Total # of Enrollees Overall	Total # of Enrollees Overall with paired scores	Payment Points											
				Completed NRS Educational Level		Received a HSE Certificate		Received a High School Diploma		Passed Citizenship Interview Test		Passed Government & History Test			
				N	%	N	%	N	%	N	%	N	%		
225/231	Basic Skills (ABE)														
	ESL														
	Adult Secondary Education														
EL Civics (231)	Civic Participation														
	Citizenship Preparation														
EL Civics (243)	Integrated EL Civics (IELCE)														
	IELCE with IET														
Totals:															

Type	Name	Program Year	ABE				ASE			ESL					Remove all
			Beg. Lit.	Beg. Basic	Int. Low	Int. High	Low	High	Beg. Lit.	Beg. Low/High	Int. Low	Int. High	Low Adv	High Adv	
CA State Goal		2019-2020	55.0%	57.0%	50.0%	38.0%	39.0%	23.0%	60.0%	59.0%	56.0%	49.0%	45.0%	27.0%	N/A
CA State Goal		2018-2019	55.0%	56.0%	50.0%	37.0%	37.0%	23.0%	59.0%	57.0%	56.0%	49.0%	44.0%	26.0%	N/A
CA State Average		2018-2019	54.1%	54.7%	50.8%	41.8%	45.5%	43.2%	60.7%	62.5%	59.8%	49.7%	49.8%	27.7%	N/A
Agency		2018-2019	34.0%	40.0%	37.7%	26.0%	22.6%	12.7%	63.0%	59.3%	56.2%	43.6%	42.2%	21.5%	N/A
			(147)	(270)	(446)	(704)	(124)	(71)	(265)	(642)	(2006)	(3577)	(2583)	(2088)	N/A
Agency		2017-2018	44.1%	38.6%	36.0%	24.6%	29.2%	13.0%	50.8%	59.0%	53.3%	43.1%	47.3%	22.5%	N/A
			(143)	(249)	(419)	(749)	(130)	(54)	(238)	(625)	(1847)	(3539)	(2409)	(1736)	N/A
Agency		2016-2017	55.8%	59.9%	53.5%	35.5%	34.3%	10.7%	62.2%	55.9%	56.3%	46.7%	48.0%	26.2%	N/A
			(77)	(167)	(301)	(603)	(70)	(28)	(135)	(479)	(1566)	(2843)	(2179)	(1681)	N/A



# LAO Recommendation



- 30% of proposed Agency funding for both Adult Schools and non credit community colleges based on performance measures.

# LAO Recommendation



02/28/2023  
17:19:47

## Payment Points Summary

Funding	Program/ Focus Areas	Total # of Enrollees Overall	Total # of Enrollees Overall with paired scores	Payment Points										
				Completed NRS Educational Level		Received a HSE Certificate		Received a High School Diploma		Passed Citizenship Interview Test		Passed Government & History Test		
				N	%	N	%	N	%	N	%	N	%	
225/231	Basic Skills (ABE)													
	ESL													
	Adult Secondary Education													
EL Civics (231)	Civic Participation													
	Citizenship Preparation													
EL Civics (243)	Integrated EL Civics (IELCE)													
	IELCE with IET													
<b>Totals:</b>														

LAO suggests using the same metrics for CAEP Pay for Performance as the CA WIOA II Payment Points system.

- CASAS Pre/post EFL gains
- High School Diploma/HSE
- EL Civics
- Employment & Earnings Survey

# CAEP Pay for Performance



## CAEP Summary

09/20/2021  
11:57:50

Page 1 of 2  
AEBG2017S

Agency: 4908 - Rolling Hills Adult School (RHAS) Program Year: 2021-2022  
Member: N/A Consortium: 28 - Capital Adult Education Regional Consortium

Program Areas* (A)	Literacy Gains (Pre/Post)			CAEP Outcomes								Services					
	Enrollees (B)	Enrollees with pre/post (C)	EFL Gains Achieved (D)	Enrollees (E)	Passed I-3 (F)	Other Literacy Gains (G)	HSD/HSE Achieved (H)	Post- Secondary Achieved (I)	Enter Employment Achieved (J)	Increase Wages Achieved (K)	Transition Post-Sec Achieved (L)	Enrollees (M)	Enrollees with any Services Received (N)	Supportive Services Received (O)	Training Services Received (P)	Transition Services Received (Q)	Career Services Received (R)
ESL/ELL	206	124	85	220	81	4	3	1	33	2	0	338	4	2	0	1	2
ABE/ASE	209	132	96	215	7	50	35	17	52	1	6	398					
CTE	29	28	17	108	1	74	0	48	25	4	19	159					
Workforce Preparation	28	27	16	28	0	28	0	18	12	0	6	32					
Pre-Apprenticeship	0	0	0	0	0	0	0	0	0	0	0	0					
Adults supporting K12	0	0	0	0	0	0	0	0	0	0	0	0					
Adults w/Disabilities	0	0	0	0	0	0	0	0	0	0	0	1					
N/A												0					
<b>Total</b>	<b>472</b>	<b>311</b>	<b>214</b>	<b>571</b>	<b>89</b>	<b>156</b>	<b>38</b>	<b>84</b>	<b>122</b>	<b>7</b>	<b>31</b>	<b>928</b>					
Students in 2 or more programs	76	60	41	76	8	29	3	18	21	0	6	92					
<b>Total unduplicated students</b>	<b>367</b>	<b>223</b>	<b>156</b>	<b>466</b>	<b>81</b>	<b>98</b>	<b>35</b>	<b>48</b>	<b>88</b>	<b>7</b>	<b>19</b>	<b>803</b>					

\*All learners in multiple programs are counted in each program in which they are enrolled.

9 LEARNER RESULTS AND WIOA MILESTONES (Mark all that apply)

WORK	EDUCATION
<input checked="" type="checkbox"/> Got a job	<input checked="" type="checkbox"/> Passed GED
<input checked="" type="checkbox"/> Increased wages	<input checked="" type="checkbox"/> Passed HiSET
<input checked="" type="checkbox"/> Retained job	<input checked="" type="checkbox"/> Passed TASC
<input checked="" type="checkbox"/> Got a better job	<input checked="" type="checkbox"/> Earned High School diploma
<input checked="" type="checkbox"/> Met work-based project goal	<input type="checkbox"/> Returned to K-12
<input checked="" type="checkbox"/> Entered job training	<input type="checkbox"/> Gained computer/tech skills
<input checked="" type="checkbox"/> Entered training program	<input type="checkbox"/> Completed course
<input checked="" type="checkbox"/> Training milestone	<input type="checkbox"/> Mastered course competencies
<input checked="" type="checkbox"/> Entered apprenticeship	<input type="checkbox"/> Earned certificate
<input checked="" type="checkbox"/> Entered military	<input type="checkbox"/> Educational achievement
<input checked="" type="checkbox"/> Acquired workforce readiness skills	<input checked="" type="checkbox"/> Skills progression
<input type="checkbox"/> Reduced public assistance	<input type="checkbox"/> Transcript or report card
<input type="checkbox"/> Other work outcome	<input type="checkbox"/> Secondary
	<input type="checkbox"/> Postsecondary
	<input checked="" type="checkbox"/> Enrolled in secondary program
	<input checked="" type="checkbox"/> Entered college
	<input checked="" type="checkbox"/> Transitioned to credit (transfer)
	<input checked="" type="checkbox"/> Transitioned to credit (non-transfer)
	<input checked="" type="checkbox"/> Attained credential
	<input checked="" type="checkbox"/> Attained A.A. or A.S. degree
	<input checked="" type="checkbox"/> Attained B.A. or B.S. degree
	<input checked="" type="checkbox"/> Entered graduate studies
	<input checked="" type="checkbox"/> Attained post graduate degree
	<input checked="" type="checkbox"/> Occupational skills licensure
	<input checked="" type="checkbox"/> Occupational skills certificate
	<input type="checkbox"/> Occupational certifications
	<input type="checkbox"/> Other recognized diploma, degree, or certificate

# Consortium Topics

1. Measurable Skills Gains
2. Student Transitions
3. Pay for Performance



# Consortium Topics Ingredients: MSG's

1. CASAS Appraisal/Locator
2. CASAS pre/post-test assessments
3. Agency level written tests
4. Occupational Skills checks
5. COAAP's/EL Civics Assessments
6. CTE Assessments
7. High School Credits
8. HSE Subsections
9. Short Term Services
10. Student Retention



# Consortium Topics Ingredients: Transitions

1. Data Matching
2. Employment & Earnings Survey Outcomes
3. Pre/post-test Assessments
4. CTE Assessments
5. COAAP's/EL Civics Assessments
6. Short term CTE and Workforce Prep courses
7. Targeted ABE/ESL courses
8. Short term services/SSSP
9. Community Outreach and Collaboration
10. Student Focus



# Consortium Topics Ingredients: Pay for Performance

1. NRS EFL gain
2. HSE/High School Diploma
3. COAAP's/EL Civics Assessments
4. Employment & Earnings Survey Responses
5. CTE Certificates
6. Workforce Readiness/Skills Progression
7. Mastered Course Competencies
8. Get a Job/Increase Wages
9. Student Transitions
10. Short Term Services





# Ingredients for All Three Topics

1. State and Federal Level Guidance and Requirements
2. Community Outreach and Collaboration
3. Marketing and Promotions
4. Student Engagement and Support
5. Staff Training & Development
6. Personnel
7. Allocated \$\$\$\$ for Implementation
8. IT/Technology Infrastructure
9. Technical Support
10. Other?



# Transitions Ingredients: What kind?

1. Data Matching
2. Employment & Earnings Survey Outcomes
3. Pre/post-test Assessments
4. CTE Assessments
  1. CASAS WSCS
  2. Occupation specific assessment
  3. CTE/WIOA I placement tests
  4. Agency level skills checks
5. COAAP's/EL Civics Assessments



# All Ingredients: What kind?

1. State and Federal Level Guidance and Requirements
2. Community Outreach and Collaboration
3. Marketing and Promotions
4. Student Engagement and Support
  1. Student Surveys
  2. Needs Assessments
  3. Student Ambassador
  4. Support Services
5. Staff Training & Development

# How much?

Added two billion cubes to help it grow – one for community outreach and one for marketing!



Mixed in a dash of state level guidance and training



And of course a heaping wallop of NRS EFL Gain!

