

# WIOA II Network Meeting

## May 2023



**CALIFORNIA DEPARTMENT OF EDUCATION**  
Tony Thurmond, State Superintendent of Public Instruction

# Agenda

- CDE Update
  - Grant Award Notice (GAN)
  - Taxpayer ID Number (ITIN)
  - Statewide Data Updates
- Follow up Reporting
- WIOA II Survey Preliminary Results
- New and Upcoming TE Features
- CASAS STEPS for Reading and Listening
- Training and Networking

# CDE Update (1)

## WIOA Title II Allocations

Increase if annual award of 4.11%

## Payment Point Values

- ABE/ELA-*\$416*
- ASE-*\$588*
- E&E Positive Outcomes-*\$21*
- One time funding for exit reporting on E&E-*\$100*
- ELC & IELCE -*\$104*
- IET-*\$355*

All payment points apart from ASE are combined from 2020-21 and 2021-22.

# CDE Update (2)

## OCTAE Action Plan for California

California statewide goals:

CA **must** increase performance, and achieve

*–either–*

**45%** use of Student SSN

*–or–*

**60%** Student survey response rate.

# CDE Update (3)

## ITIN Numbers

- **Individualized Taxpayer ID Numbers (ITINs)** are now authorized for the California EDD data match.

# CDE Update (4)

## **Assurances Reminder – Starting July 1, 2023**

- The grantee, in order to limit the number of Periods of Participation, must ensure that no more than 89 consecutive days elapse between course offerings.

# CDE Update (5)

## Use of Adult Student Social Security Numbers

- The California Department of Education has issued a letter regarding the “Requirement For and Use of Adult Student Social Security Numbers”
- Please find the letter, dated February 24, 2023, at the following link:

[Requirement For and Use of Adult Student Social Security Numbers](#)

# CDE Update (6)

Follow-up Second Quarter After Exit						
Survey Quarter	PY 2022-23 Quarter 1		PY 2022-23 Quarter 2		PY 2022-23 Quarter 3	
Exit Quarter	PY 2021-22 Quarter 3		PY 2021-22 Quarter 4		PY 2022-21 Quarter 1	
Total Students Exited	22,736	%	83,293	%	17,710	%
Students with SSN	5,284	23%	20,400	24%	3,939	22%
Number and percentage of participants who were surveyed	17,328	76%	62,139	75%	13,247	75%
Survey Invitations not sent due to missing information	124	1%	754	1%	524	3%
Number of participants who were surveyed	17,328	%	62,139	%	13,247	%
Response rates for surveyed participants	6,746	39%	18,679	30%	3,679	28%
Has Job	3,845	22%	9,488	15%	2,015	15%

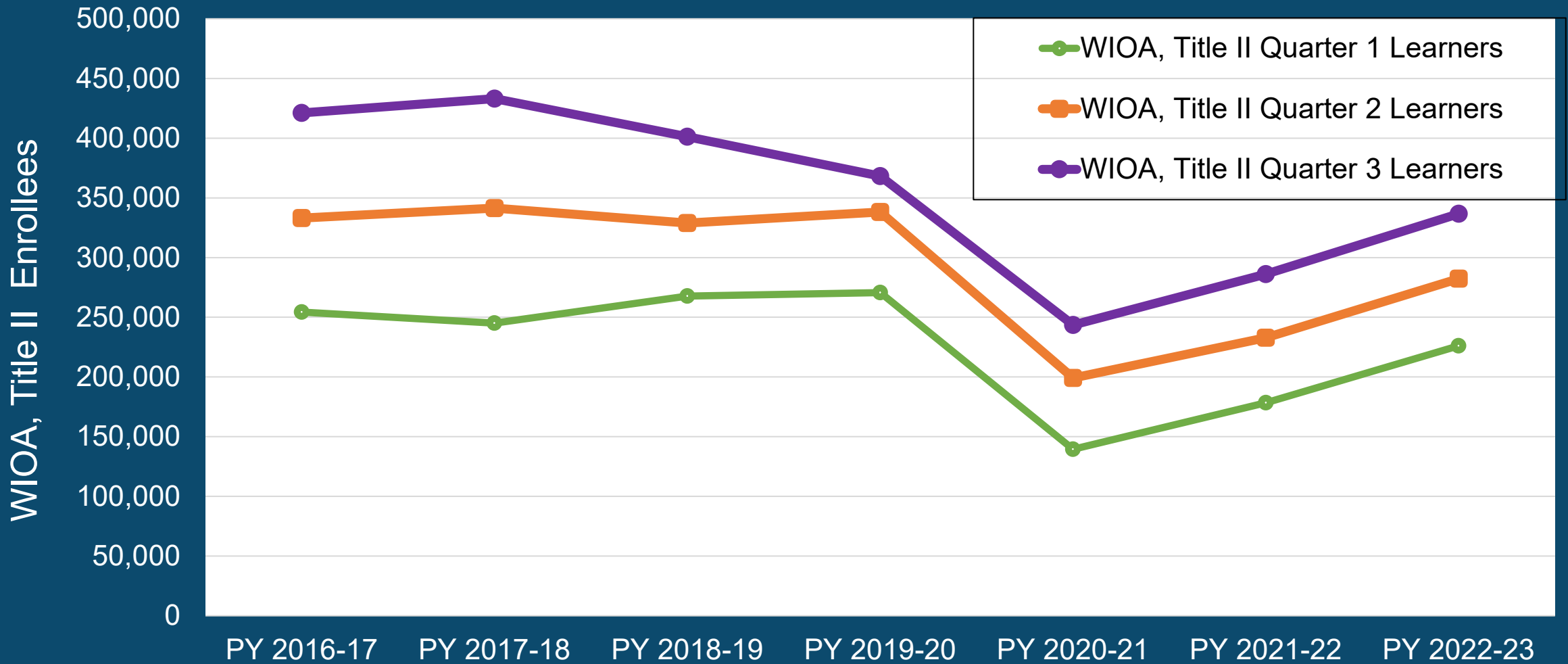
Data generated on *April 19, 2023*



# CDE Update (7)

<b>Follow-up Forth Quarter After Exit</b>						
<b>Survey Quarter</b>	<b>PY 2022-23 Quarter 1</b>		<b>PY 2022-23 Quarter 2</b>		<b>PY 2022-23 Quarter 3</b>	
<b>Exit Quarter</b>	<b>PY 2021-22 Quarter 1</b>		<b>PY 2021-22 Quarter 2</b>		<b>PY 2021-22 Quarter 3</b>	
Total Students Exited	14,483	%	28,243	%	22,736	%
Students with SSN	3,520	24%	6,737	24%	5,334	23%
Number and percentage of participants who were surveyed	10,963	76%	21,409	76%	17,316	76%
Survey Invitations not sent due to missing information	0	0%	97	0%	86	0%
Surveys not sent timely						
Number of participants who were surveyed	10,963	%	21,409	%	17,316	%
Response rates for surveyed participants	3,963	36%	6,654	31%	5,094	29%
Has Job	2,327	21%	3,581	17%	2,905	17%

# CDE Update (8)



# CDE Update (9)

## New Administrator Orientation

# CDE Update (10)

- The new director in the Division of Adult Education and Literacy at the Office of Career, Technical, and Adult Education is Ms. LaToya Newson.
- She was assistant administrator in the Adult Education Division for the Tennessee Department of Labor and Workforce Development.
- She has served as an adult education instructor, school counselor, and high school science teacher.

# May 2023 Topics



# Follow up Reporting (1)

Follow-up Second Quarter After Exit						
Survey Quarter	PY 2022-23 Quarter 1		PY 2022-23 Quarter 2		PY 2022-23 Quarter 3	
Exit Quarter	PY 2021-22 Quarter 3		PY 2021-22 Quarter 4		PY 2022-21 Quarter 1	
Total Students Exited	22,736	%	83,293	%	17,710	%
Students with SSN	5,284	23%	20,400	24%	3,939	22%
Number and percentage of participants who were surveyed	17,328	76%	62,139	75%	13,247	75%
Survey Invitations not sent due to missing information	124	1%	754	1%	524	3%
Number of participants who were surveyed	17,328	%	62,139	%	13,247	%
Response rates for surveyed participants	6,746	39%	18,679	30%	3,679	28%
Has Job	3,845	22%	9,488	15%	2,015	15%

*Data generated on April 19, 2023*

# Follow up Reporting (2)

Follow-up Forth Quarter After Exit							
Survey Quarter	PY 2022-23		PY 2022-23		PY 2022-23		
	Quarter 1		Quarter 2		Quarter 3		
Exit Quarter	PY 2021-22		PY 2021-22		PY 2021-22		
	Quarter 1		Quarter 2		Quarter 3		
Total Students Exited	14,483	%	28,243	%	22,736	%	
Students with SSN	3,520	24%	6,737	24%	5,334	23%	
Number and percentage of participants who were surveyed	10,963	76%	21,409	76%	17,316	76%	
Survey Invitations not sent due to missing information	0	0%	97	0%	86	0%	
Surveys not sent timely							
Number of participants who were surveyed	10,963	%	21,409	%	17,316	%	
Response rates for surveyed participants	3,963	36%	6,654	31%	5,094	29%	
Has Job	2,327	21%	3,581	17%	2,905	17%	

# Follow up Reporting (3)

## Statewide Data Review:

- CDE and CASAS did three tech assist sessions in late March – for large, medium, and small agencies
- Most “rank and file agencies” at or above state average
- Small but substantial group of large to very large agencies below state average
- Many small agencies still getting on board with the basic follow up requirements



# Follow up Reporting (4)

Category	Total Exiters <sup>[1]</sup>	Percent of Exiters that Responded <sup>[1]</sup>
<b>By Gender</b>		
Female	72,675	34.9%
Male	32,439	29.9%
Non-Binary	136	33.8%
No Gender	1	0.0%
<b>By Age</b>		
16-18 Years	200	13.5%
19-24 Years	16,749	26.2%
25-44 Years	57,500	33.5%
45-54 Years	18,282	37.4%
55-59 Years	5,067	36.9%
60+ Years	7,453	36.0%

- Overall, older, and female respond more often to the survey.
- Will compare data between ABE/ASE and ESL students.

[1] For students who were required to complete an Employment and Earnings Survey in PY 2021-22 (i.e., Quarter to Take Survey = PY 21-22 - Q1, Q2, Q3, and Q4)

# Follow up Reporting (5)

- Overall, native English-speaking students responded less often than students of other languages.
- Will compare ABE/ASE and ESL data.
- Not enough data to compare languages outside of English and Spanish; and potential “agency bias”

Category	Total Exiters <sup>[1]</sup>	Percent of Exiters that Responded <sup>[1]</sup>
<b>By Native Language</b>		
English	20,897	28.7%
Spanish	60,139	34.7%
Vietnamese	2,589	39.4%
Chinese	4,994	41.1%
Korean	1,039	33.2%
Russian	1,462	45.6%
French	163	35.0%
Armenian	512	58.0%
Ukrainian	127	49.6%
Other	13,329	28.1%

[1] For students who were required to complete an Employment and Earnings Survey in PY 2021-22 (i.e., Quarter to Take Survey = PY 21-22 - Q1, Q2, Q3, and Q4)

# Follow up Reporting (6)

## ITIN Numbers

- Individualized Taxpayer ID Numbers (ITIN) are now authorized for the California EDD data match.
- ITIN numbers have the same 9 digit format as SSN, and begin with the number 9.           9xx-xx-xxxx
- TE will add a new field for this ID number.

# Follow up Reporting (7)

## Employment & Earnings Webpage

<https://www.casas.org/training-and-support/casas-peer-communities/california-adult-education-accountability-and-assessment/California-Employment-and-Earnings-Survey>

[Home](#) > [Training and Support](#) > [CASAS Peer Communities](#) > [California Adult Education Accountability and Assessment](#) > California Employment and Earnings Survey

E&E Survey Resources

SSN Resources

E&E Trainings and Letters

### California Employment and Earnings Follow-Up

This webpage provides Employment and Earnings follow-up guidelines and resources for California WIOA, Title II and CAEP funded agencies.

For WIOA, Title II funded agencies, Office of Career, Technical, and Adult Education (OCTAE) requires all funded Adult Education programs



# WIOA II Program Implementation Survey (1)

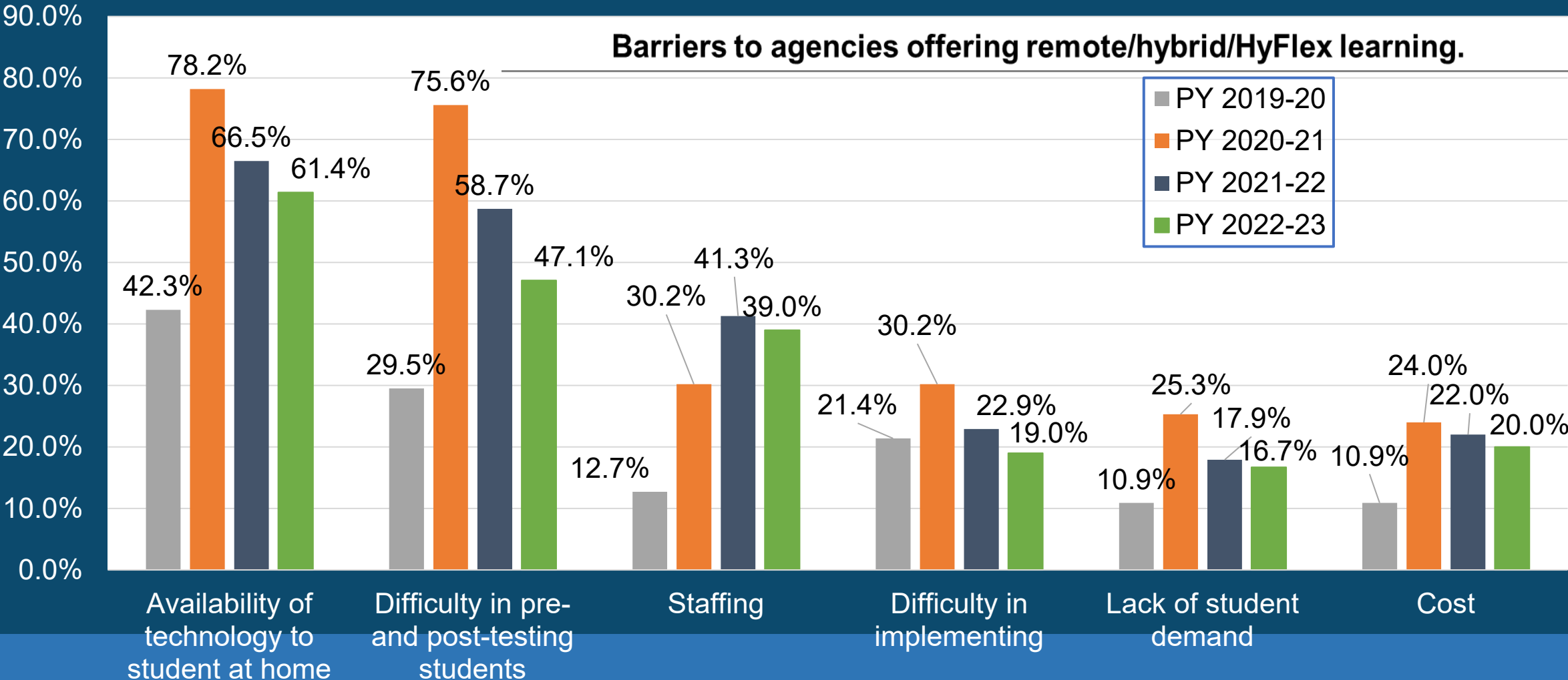
- **96.7%** of agencies have established local level performance goals for AEFLA funded programs.
- **88.6%** of agencies reported established process to transition students from ABE/ASE/ESL classes into postsecondary education (CAEP partners, For Credit Degree Programs, and Postsecondary Programs such as CTE).
- **82.4%** of agencies reported having an established process to transition students from ABE/ASE/ESL classes into the workforce and/or job training.
- **77.5%** of agencies interacted with a local America's Job Center of California (AJCC) in this program year.

# WIOA II Program Implementation Survey (2)

Percent of Agencies offering Remote or Hybrid/HyFlex Formats by Program Areas

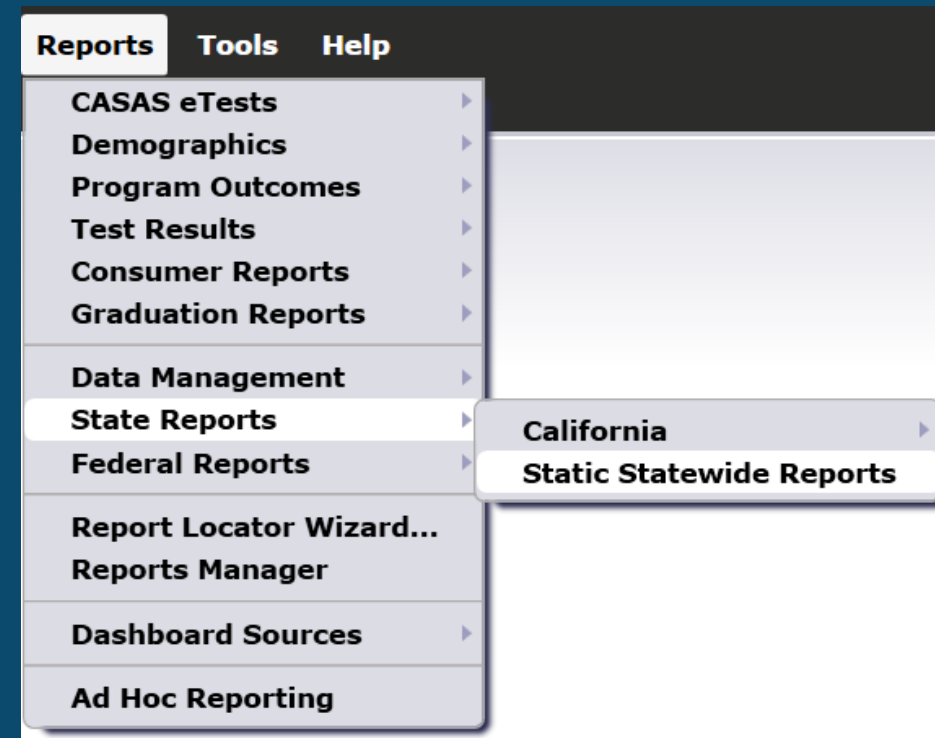
AEFLA Program Areas	PY 2020-21 N=225	PY 2021-22 N=218	PY 2022-23 N=210
ABE	79.6%	56.4%	<b>49.5%</b>
ASE	84.4%	79.8%	<b>75.7%</b>
ESL	89.8%	76.6%	<b>62.4%</b>
IELCE/IET	40.4%	28.9%	<b>23.3%</b>
CTE	60.9%	44.5%	<b>35.2%</b>
None	N/A	6.4%	13.3%
Other Classes	11.1%	4.1%	6.2%

# WIOA II Program Implementation Survey (3)



# TE Features (1)

TE Statewide and Agency Reports – new feature in TE:  
*Reports – State Reports*





# TE Features (2)

## WIOA II Quarterly Survey Results

A new TE report in the Federal Reports menu that provides summarized E & E Survey information.



### WIOA II Quarterly Survey Results

05/02/2023  
15:43:31

Page 1 of 1  
NRSQSR

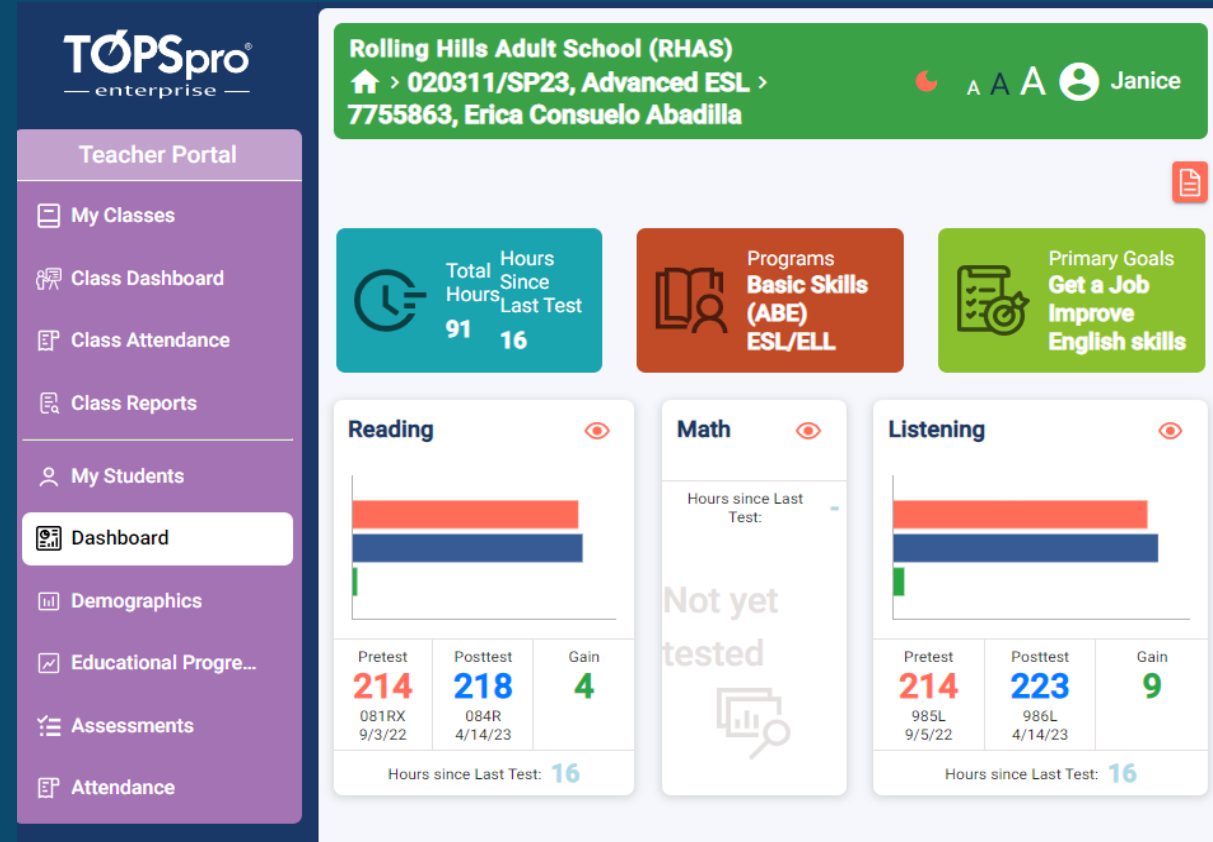
Survey Program Year: 2022-2023 Agency:

California WIOA, Title II	Surveyed 22-23 Q1				Surveyed 22-23 Q2				Surveyed 22-23 Q3				Surveyed 22-23 Q4			
	Exited 21-22 Q1		Exited 21-22 Q3		Exited 21-22 Q2		Exited 21-22 Q4		Exited 21-22 Q3		Exited 22-23 Q1		Exited 21-22 Q4		Exited 22-23 Q2	
	#	%	#	%	#	%	#	%	#	%	#	%	#	%	#	%
Exited Students	127		190		218		656		190		141		656		0	
Exited Students Without SSN	127	100.0%	190	100.0%	218	100.0%	656	100.0%	190	100.0%	141	100.0%	656	100.0%	0	0.0%
Exited Students with Invitation sent	127		190		218		656		190		140		656		0	
Invitations Generated in TE (Phone & Emails)	256		367		449		1,239		190		269		656		0	
Responded	7	5.5%	16	8.4%	14	6.4%	66	10.1%	7	3.7%	19	13.6%	0	0.0%	0	0.0%
By Staff	0	0.0%	0	0.0%	0	0.0%	0	0.0%	0	0.0%	0	0.0%	0	0.0%	0	0.0%
By Students	7	5.5%	16	8.4%	14	6.4%	66	10.1%	7	3.7%	19	13.6%	0	0.0%	0	0.0%
Has a Job	2	1.6%	6	3.2%	7	3.2%	31	4.7%	3	1.6%	9	6.4%	0	0.0%	0	0.0%
Average Wage	\$501		\$1,400		\$2,657		\$2,408		\$2,417		\$1,589		\$0		\$0	

# TE Features (3)

## TE Teacher Portal

- The Teacher Portal is an easy-to-use, web-based tool for teachers,
- Provides intuitive, colorful user interface to view class data.
- Generate reports for selected students and classes, review demographic data, and take class attendance!



# TE Features (4)

## Proxy Wizard

- The TE Proxy Wizard resumes a “regular” proxy date range in 2023.
- Tests administered **May 1, 2023** or later can be proxied with a date of July 1 to serve as the pretest for PY 2023-24.
- For PY 2023-24: ensure that any proxied test is from the same CASAS test series and modality as the tests administered in the new year.

# CASAS STEPS (1)

## Strengths of the New System

1

**Fewer test questions**

33 to 39 items

2

**Higher accuracy**

Tests cover fewer performance levels (NRS Levels)

3

**Less inaccurate scoring**

Less retesting

4

**Locator and Appraisal**

Computer and Paper

*STEPS = Student Test of English Progress and Success*

# CASAS STEPS (2)

## Strengths of the New System

2

### Higher accuracy

Tests cover fewer performance levels (NRS Levels)

- STEPS has test form levels A-E – that is five form levels instead of four.

# CASAS STEPS (3)

## Strengths of the New System

4

### Locator and Appraisal

Computer and  
Paper

- New series include a 14 item Locator in Paper version.

# CASAS STEPS (4)

## Strengths of the New System

- STEPS will feature more simplified reporting in TE.
- TE will organize by test series
- Fewer, more directed suggestions related to competencies, CCRS, ELPS

1

**Individual Skills Profile**

Student  
Class

2

**Content Standard**

Student  
Class

3

**Competency Report**

Student  
Class

4

**Task Area**

Student  
Class

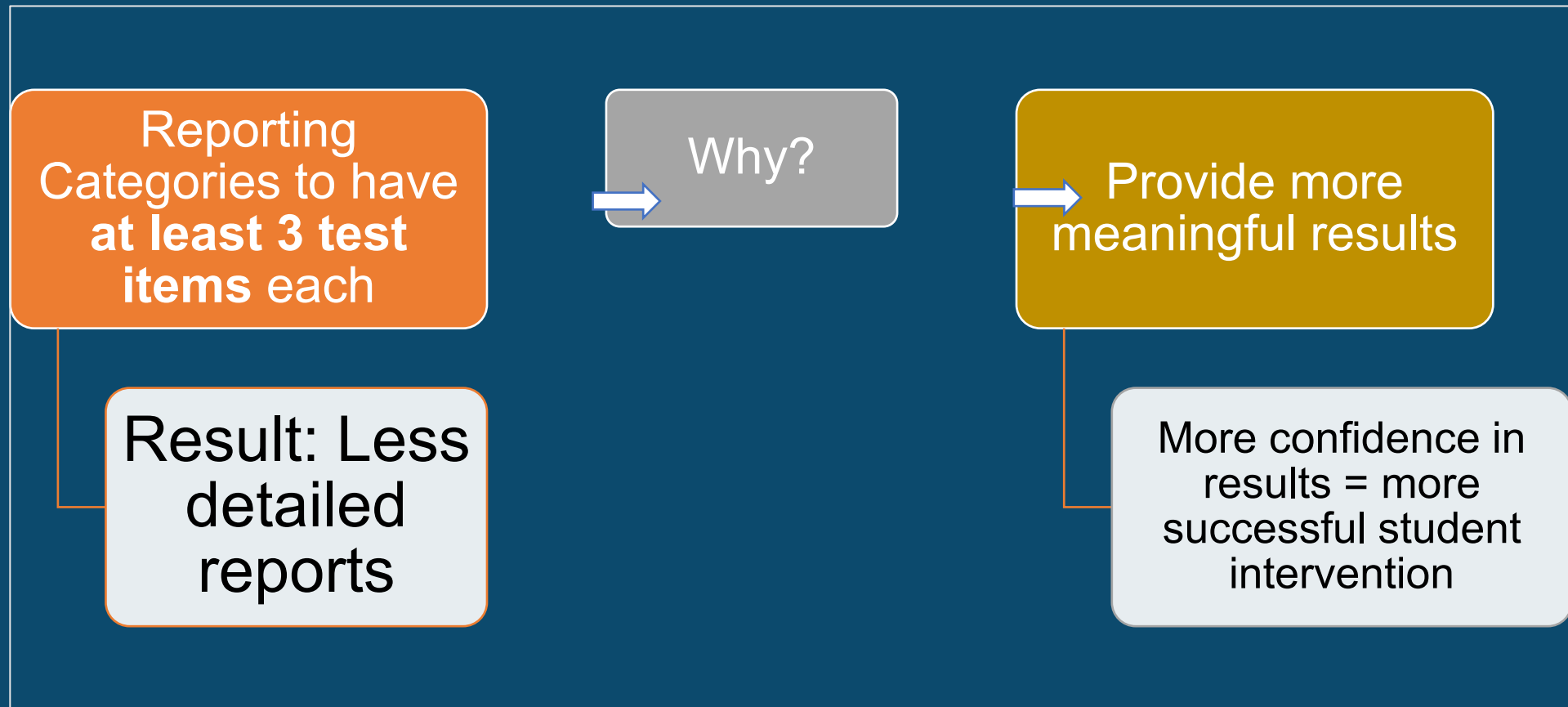
5

**Test Score Overview**

Student  
Class

# CASAS STEPS (5)

## Strengths of the New System





# CASAS STEPS (6)

*New Test Coming soon!*

**STEPS**  
CASAS<sup>™</sup>

Reading STEPS  
Listening STEPS

**GOALS 2**  
CASAS<sup>™</sup>

Math GOALS 2

- UPDATED**  
culturally relevant and engaging content
- ONLINE**  
available online, paper, or remote eTesting
- FAST**  
immediate results
- EFFICIENT**  
5 levels = less re-testing
- SUCCESS**  
Better performance outcomes  
New reports
- ALIGNED**  
National Standards (CCRS and ELPS)

Reading STEPS  
Listening STEPS

Math GOALS 2

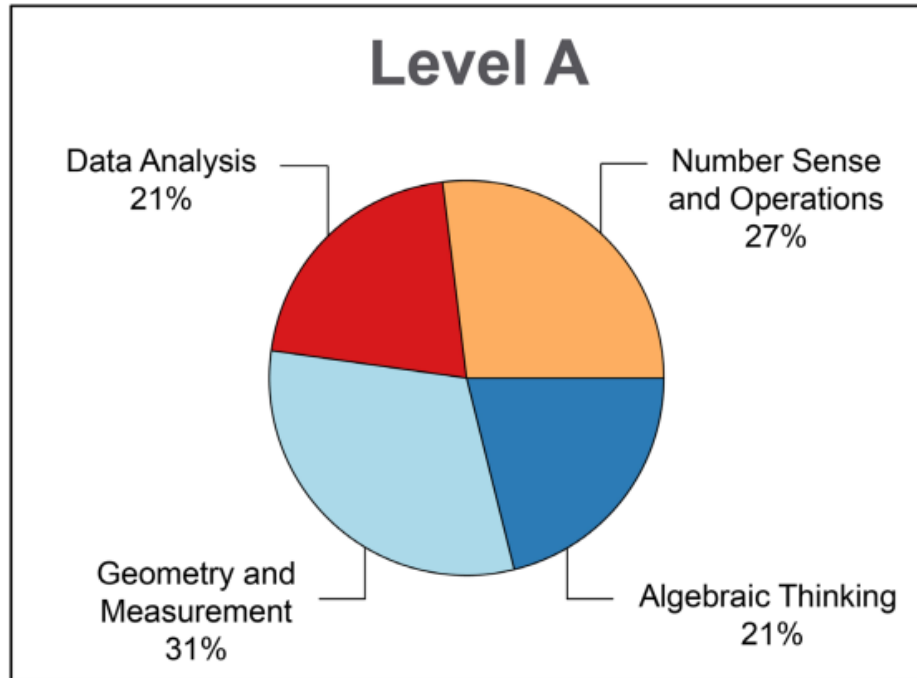
Webpages are Live!

- Test Content Blueprints
- Sample Test Items
- FAQs

# CASAS Math GOALS



## Math GOALS 2 Content Standard Blueprint



Reading STEPS  
Listening STEPS

Math GOALS 2

Webpages are Live!

- Test Content Blueprints
- Sample Test Items
- FAQs

# Trainings & Conferences (1)



**Hyatt Regency Orange County**  
June 12 through 15, 2023

[Registration and Preliminary Agenda Posted](#)

# Trainings & Conferences (2)



## California Consortium

Wednesday (June 14) 3:30 PM – 5:15 PM



# Trainings & Conferences (3)



## California Consortium

Wednesday (June 14) 3:30 PM – 5:15 PM

Updates from last year's Shark Tank Topics  
New Questions and Brainstorming Topics Coming SOON

# Trainings & Conferences (4)

## Next Virtual Meetings

- Tuesday May 2 – Statewide WIOA II
- Thursday May 11 – National TE
- Tuesday June 6 – Statewide WIOA II

# Network Discussion Topics (1): Follow up Reporting

- What are some positive practices already in place at your agency for increasing the number of student responses to the Employment and Earnings Survey? Any practices at your agency not already in place, but under consideration?
- What are some local suggestions – at Intake, Exit, or Post-Exit-- that may improve this process?
- What are some local leadership and management initiatives – “40,000 feet above ground” – that may help?

# Network Discussion Topics (2): Follow up Reporting

## “Managing the Denominator.”

- Can you think of some student related issues that might affect how they exit program and require follow up?
- Are there any issues or policies at your agency that might affect student exit?
- Are there positive practices at your agency you are doing, either with students or with your data collection – that helps “manage the denominator?”



# Network Discussion Topics (3): Taxpayer ID Numbers

- Will implementation of Taxpayer ID Numbers (ITIN) for EDD data match have a positive impact at your agency?
- How will you inform your students about the benefits of collecting this data?
- Do you think there is any “stigma” to collecting this ID number, the same way there is for providing SSN? Why or why not? If so, what might you tell the students?

# Network Discussion Topics (4): Implementing New Test Series

- For PY 2023-24: do you plan to start administering the new STEPS for ESL (assuming federal approval) – or will you be continuing with Life and Work tests for one more year?
- What are the advantages of “out with the old/in with the new” – that is, moving forward with STEPS right away? What new features may be most beneficial at your agency?
- What are the advantages of continuing with the Life and Work forms you have been using?