

# WIOA II Network Meeting

## May 2026



**CALIFORNIA DEPARTMENT OF EDUCATION**  
Tony Thurmond, State Superintendent of Public Instruction

# Agenda

- CDE Update
  - Federal Updates
  - WIOA Allocations
  - Perkins
- State and National WIOA wide Data Results
- 2026 WIOA II Program Survey
- WIOA Performance Report
- CASAS Assessment Update
- Proxy Wizard
- Data Integrity Report
- Discussion Topics for 2026

# CDE Update (1)

## Federal Updates



# CDE Update (2)

## Early Outlook for Federal Funding: 2027-28

### Presidential Budget Proposal

- The President's budget proposes zero funding for adult education, raising concerns among advocates and providers.

### Congressional Role and Negotiations

- Congress, through appropriations committees, will create their own budget proposals often differing from the President's request.

### Continuing Resolution Impact

- A Continuing Resolution is expected to maintain government funding temporarily, delaying final funding decisions until after elections.

# CDE Update (3)

## **Preliminary Allocations**

Preliminary allocations will be posted on the OAR Website later this week

# CDE Update (4)

## Perkins Reporting

### Perkins V Forms and Files

This page contains links to a variety of forms and resources to assist with specific tasks related to the Strengthening Career and Technical Education Act of 2018 (Perkins V).

#### Quick Links to Tables

[Timeline](#)

[Application for Funding](#)

[Claim and Reporting Forms](#)

[Perkins Program Monitoring](#)

[Resource Documents](#)

#### Timeline

Document	Description
<a href="#">Perkins Timeline and Due Dates</a>	<b>Timeline of Activities and Reports</b>  Timeline for local educational agency (LEA) submission of funding notices, applications, claims and reports

# CDE Update (5)

Cal Fresh



# **CDE Update (6)**

## **New Administrator Orientation (NAO)**

**September 15-17 2026**

**Please save the date!!**

# CDE Update (7)

**WIOA Title II RFA for Next Grant Cycle**

ETA is *August 2026*

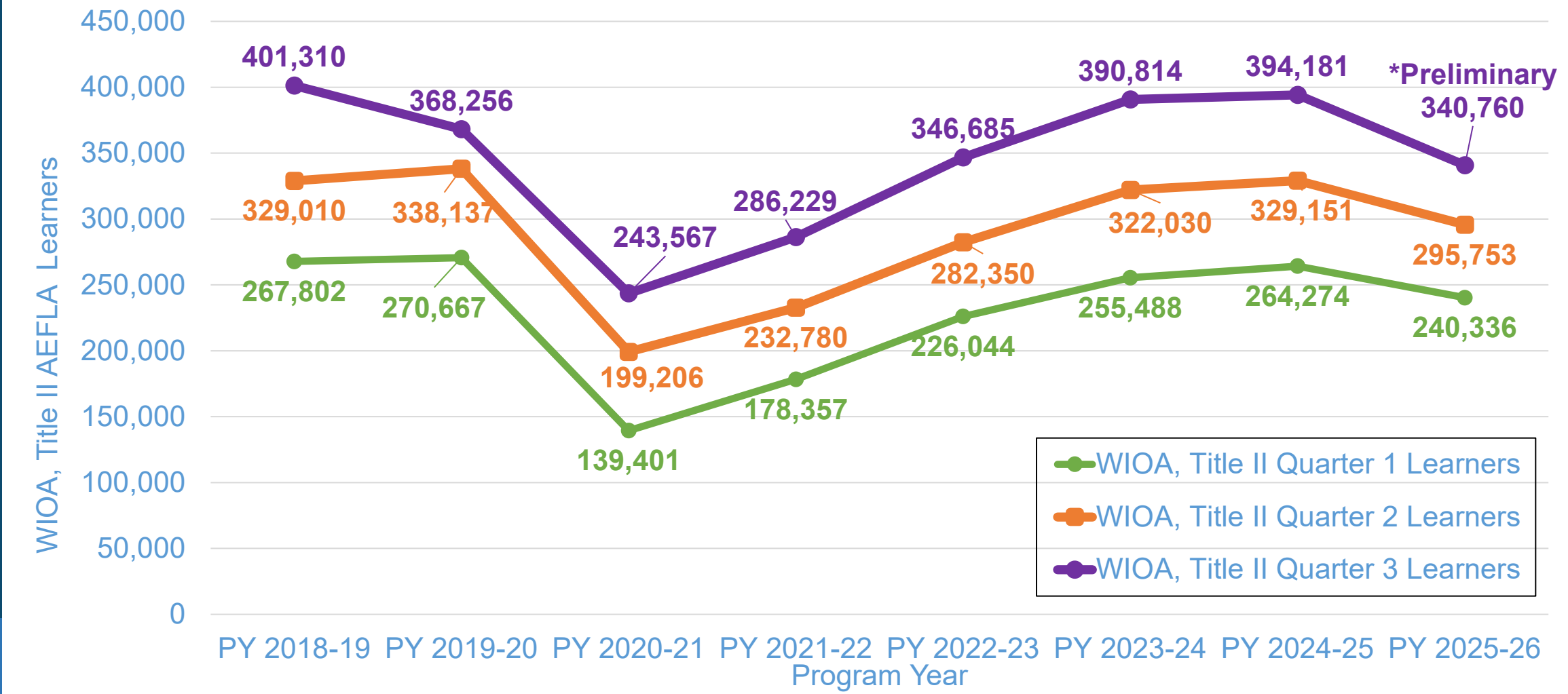
Part I – Demonstrated Effectiveness and Risk Analysis

Part II - Narrative

Applications due *November 2026*

# CDE Update (8)

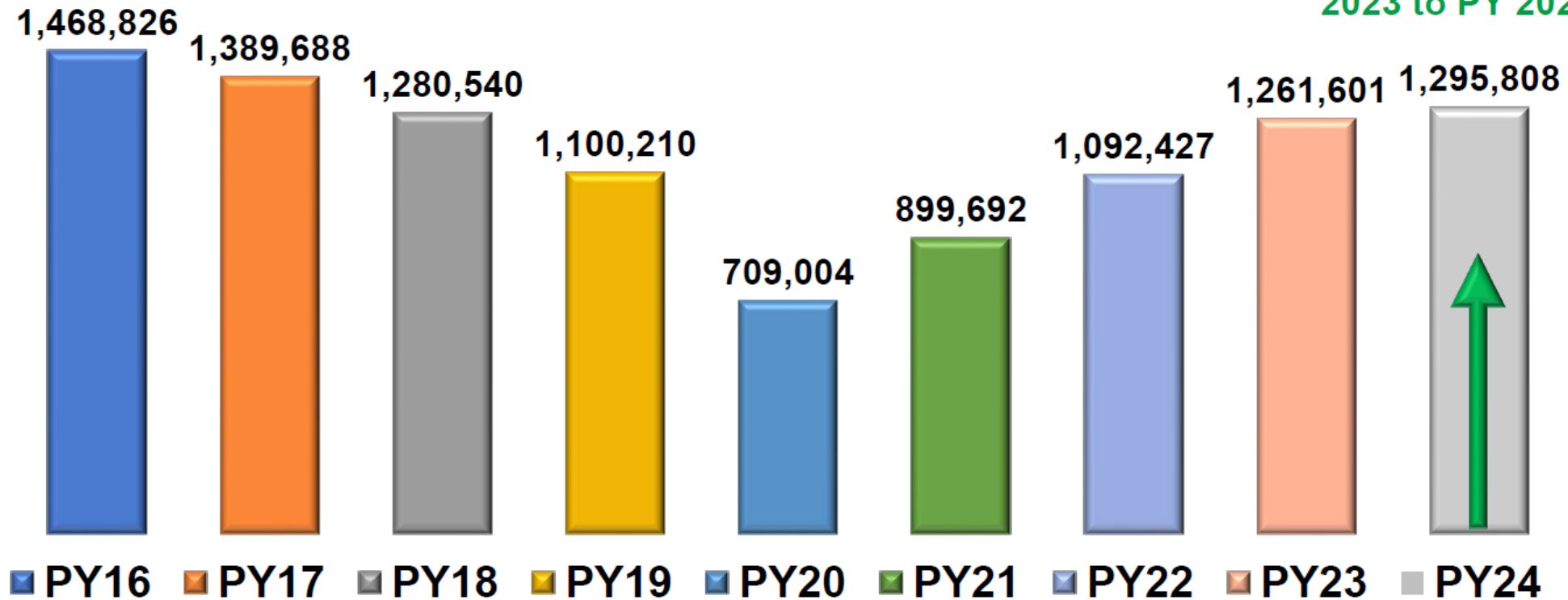
## WIOA II 3Q Enrollment



# CDE Update (9)

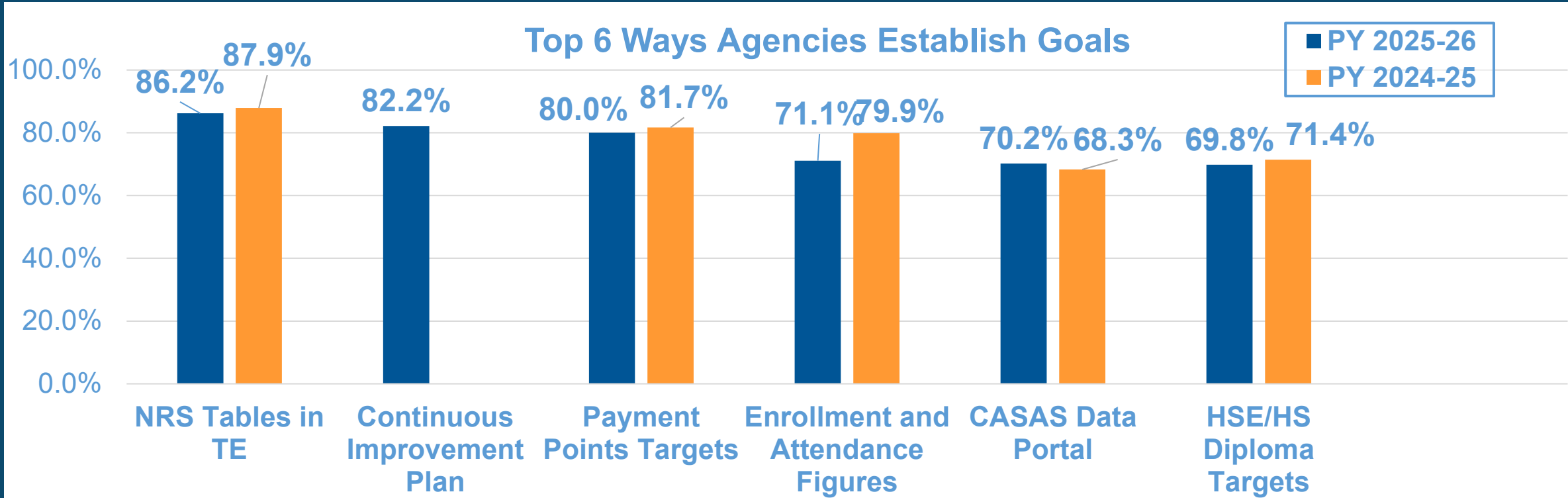
## Adult Education Program Enrollment Unduplicated Count

2.6% increase in enrollment from PY 2023 to PY 2024.



Source: NRS Table 1

# CDE Update (10)



- **96.9%** of agencies have established local level performance goals for these AEFLA funded programs

- **90.7%** of agencies reported having a process to transition students from ABE/ASE/ESL classes into postsecondary education (such as for Credit Degree Programs and CTE.)

Transition Methods: Post-Secondary Education

Items that Increased	ABE		ASE		ESL	
	2024-25 N=223	2025-26 N=225	2024-25 N=223	2025-26 N=225	2024-25 N=223	2025-26 N=225
Guidance for students to explore transitions options (Transition Specialist/Navigators, Transition Centers)	66.5%	64%	75.4%	72.0%	72.3%	68.9%
<b>Orientation procedures designed to form a plan for each student both online and on site</b>	59.8%	65.8%	71.4%	73.3%	62.5%	61.8%
College and Career Readiness Standards for Adult Education	53.1%	55.6%	62.9%	64.9%	55.8%	56.4%
Guest Speakers	49.1%	44.9%	55.8%	49.8%	62.9%	61.8%
Tutoring Services and Academic Support Classes	48.2%	47.1%	52.2%	51.1%	45.1%	44.0%
College tours or other field trips, including virtual tours and events	44.6%	41.7%	53.6%	49.3%	54.0%	53.8%
Formalized pathways designed to lead to postsecondary certification/degree (partnerships with local colleges, noncredit-to-credit articulation)	41.1%	41.3%	57.1%	58.2%	46.9%	48.4%

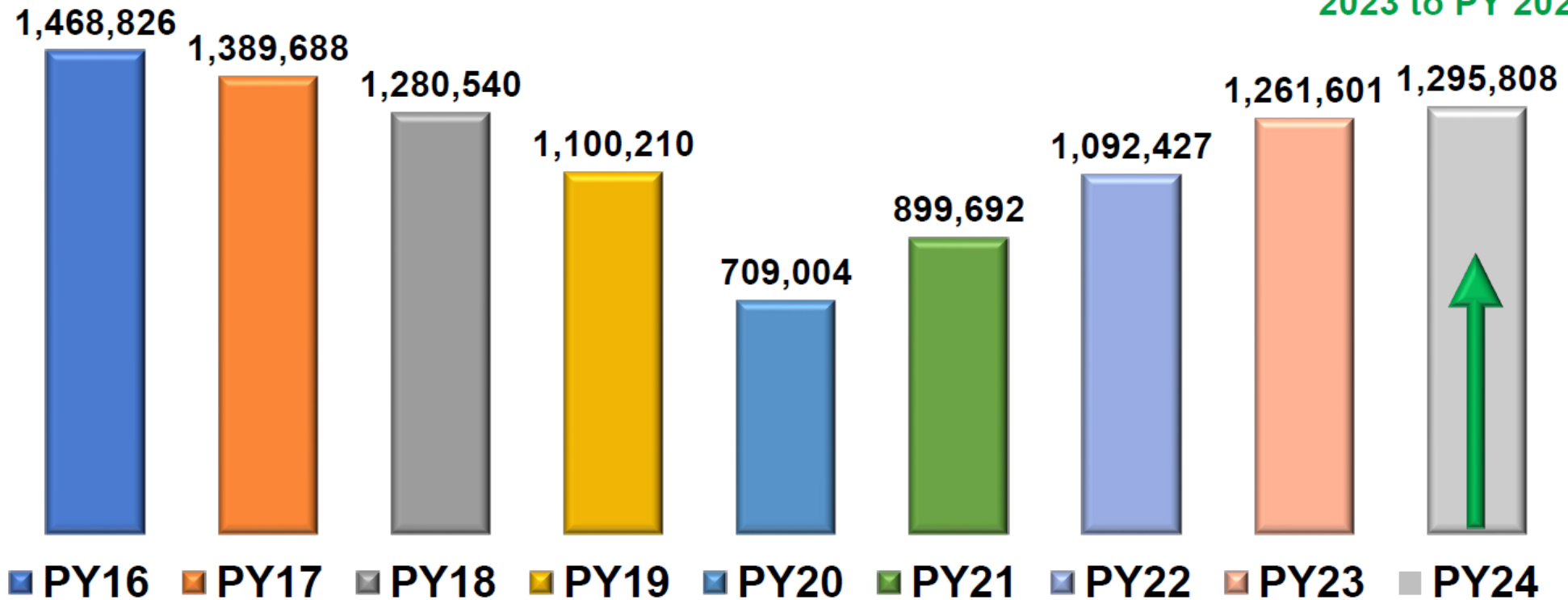
# May 2026 Topics



# WIOA Annual Performance Report

## Adult Education Program Enrollment Unduplicated Count

2.6% increase in enrollment from PY 2023 to PY 2024.



Source: NRS Table 1

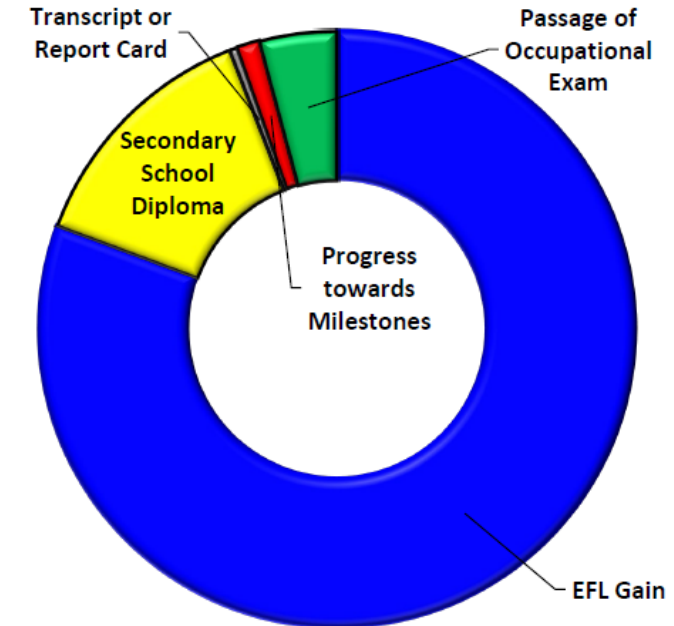
# WIOA Annual Performance Report

## Type of Measurable Skill Gains for All Participants in PY 2023 and PY 2024

Measurable Skill Gain (MSG) Type	Number Achieved		Percent Change
	PY 2023	PY 2024	
EFL gain	560,319	609,426	+9%
Secondary school diploma	91,475	101,686	+11%
Transcript or report card	3,322	3,651	+10%
Progress towards milestones	6,548	9,501	+45%
Passage of occupational exam	27,657	31,303	+13%
<b>Total MSG Achieved</b>	<b>689,321</b>	<b>755,567</b>	<b>+10%</b>

Source: NRS – Measurable Skill Gains Table

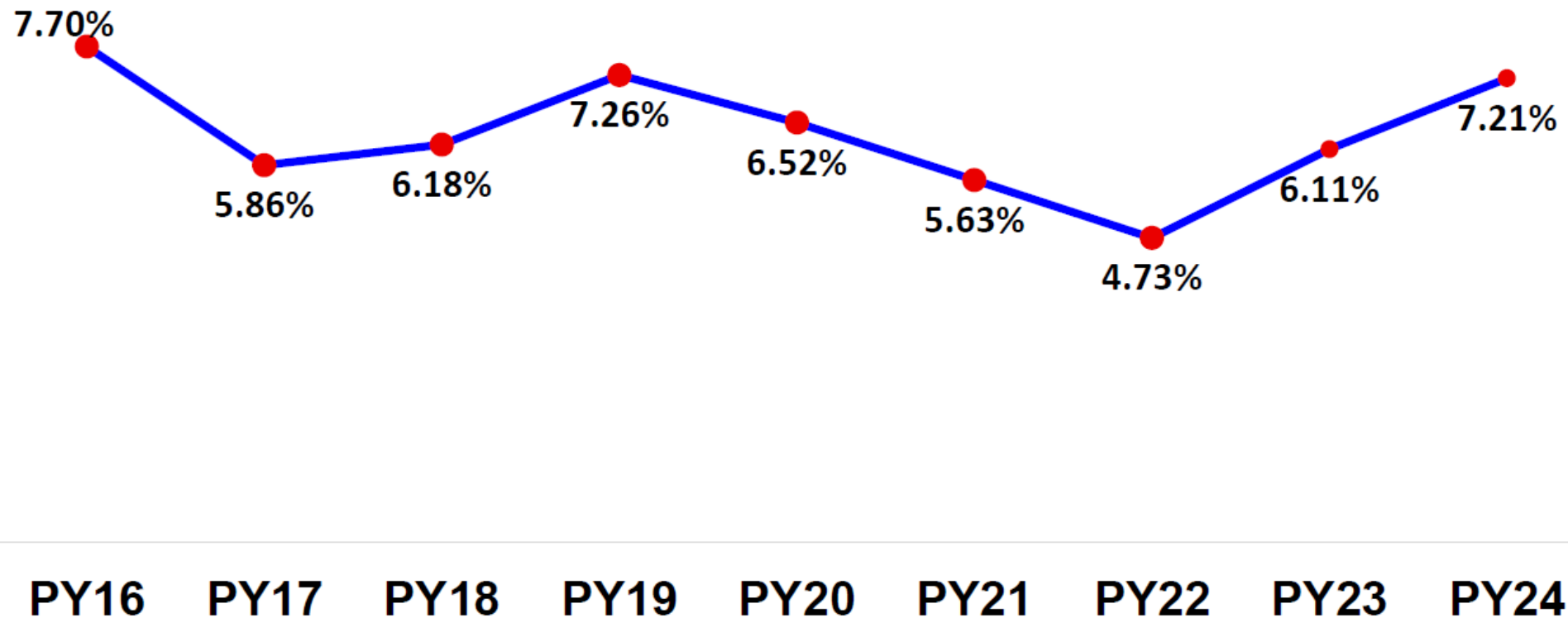
### PY 2024 MSG Distribution



- EFL Gain
- Secondary School Diploma
- Transcript or Report Card
- Progress towards Milestones
- Passage of Occupational Exam

# WIOA Annual Performance Report

## Title II Co-Enrollment in WIOA Partner Programs



# WIOA II Program Survey

## New Survey Items

- **37.8%** of agencies offer programs included on the Eligible Training Provider list
- **34.2%** of agencies are currently using CIP codes for reporting data for Perkins or other DOL programs
- **53.8%** of agencies were involved in the three-year WIOA planning process with their regional workforce development

# CASAS Assessment

OCTAE has approved a CASAS proposal for a policy adjustment that would allow agencies to assign a score and NRS Level to students who receive the highest non-reportable scores at the low end of the form.

**The proposal lets agencies accept the result without retesting, reducing logistical burden and costs, without inflating pre-to-posttest learning gains.**

# CASAS Assessment (2)

This proposal will be implemented with CASAS STEPS and CASAS GOALS 2 only, and will begin **July 1, 2026.**

This new **low-end estimate score** will be designated with a hollow diamond 

# CASAS Assessment (3)

## CASAS Citizenship Tests

- ***Reading for Citizenship Forms 951-952.*** These forms have been revised and re-released, but are for “student information only” and not for state or federal accountability.
- ***Government & History Forms 965-66.*** These revisions are underway and expected to be available soon.

# Proxy Wizard

- The TE Proxy Wizard enables agencies to copy selected tests administered late in the program year, and assign a new test date of July 1 -- so agencies can use that test as the pretest for the new PY
- The date range for the TE Proxy Wizard is **May 1 – June 30**.
- Student must have enrollment on or before **September 30** in order to proxy a test into the new PY.

# Proxy Wizard (2)

## CA Accountability Attachment D

[Click here to review Attachment D Proxy Guidelines](#)

## TE Help page:

[Click here to access TE help on using the Proxy Wizard](#)

# CIP Codes

CIP codes can be added to TE Class Definition Records for CTE Classes.

The screenshot shows a web interface for defining a class. It is divided into two main sections: 'Class Definition Information' and 'Class Definition'.

**Class Definition Information:**

- Agency/Site: 4908 / 01 - 01: RHAS Site Campus
- Class ID: CNAHHA      Extended ID: FA24
- Course Code: CNAHHACE
- Test Units Available:

**Class Definition:**

- Class ID:       Extended ID:
- Course Code:
- Class Description:
- CIP Code:
- A22 Course Code: 

511105	Pre-Nursing Studies
513801	Registered Nursing/Registered Nurse
513802	Nursing Administration
513803	Adult Health Nurse/Nursing
513805	Family Practice Nurse/Nursing
513806	Maternal/Child Health and Neonatal Nurse/Nursing
513807	Nurse Midwife/Nursing Midwifery
513808	Nursing Science

# Data Integrity Report

## CA Accountability Webpage

[Click here to review DIR Attachment](#)

### Quarterly Importance

**R** = Required data elements for state and federal reporting: CA Payment Points (CA), NRS Federal Tables (FT)  
Core Performance Measures Employment & Earnings Survey and Data Match (CP)

**D** = Important for NRS Data Quality Standards Reliability and Validity

Area of Focus	Item	1 <sup>st</sup> Q	2 <sup>nd</sup> Q
	<b>Summary</b>		
FT/CA/CP	Total WIOA Title II Learners	R	R
FT/CA/CP	Total concurrent learners in WIOA Title II programs	R	R
FT/CA/CP	Total Learners eligible for WIOA Title II	R	R
	<b>Items (Learners eligible for WIOA Title II)</b>		
FT/CA/CP	1. Missing Birthdate or outside 16-110	R	R
FT/CA/CP	2. Less than 12 Hours of Instruction		
FT/CA/CP	a. Zero or Empty Hours of Instruction on Update Record	R	R
FT/CA/CP	b. Total hours between 1-11 hours	D	D

# Data Integrity Report (2)

- Summary Information on the NRS DIR filters for Learners Eligible for WIOA Title II, and organizes information by PoPs

Summary Information		Without PoP	2024-2025	PoP 1	PoP 2
Total WIOA Title II Learners		77	1,861	1,784	29
Learners Concurrently Enrolled in High School/K12		2	37	35	2
Total Learners eligible for WIOA Title II		75	1,824	1,749	27

Item	Description	Last PoP or Current Enrollment		PoP 1		PoP 2	
		#	%	#	%	#	%
01	Missing Birthdate or outside 16-110	90	5%				
02	Less than 12 Hours of Instruction	617	34%	545	31%	18	67%
02a	Zero or Empty Hours of Instruction	362	20%	286	16%	15	56%
02b	Total hours between 1-11 hours	255	14%	259	15%	3	11%
03	No Highest Year of School/Degree Earned	1,213	67%				
03a	No Highest Year of School	1,213	67%				

“Total Learners eligible” does NOT = “Qualified Enrollees”  
 NRS Tables use Qualified Enrollees  
 DIR uses larger universe of students to ensure accurate item counts

# Data Integrity Report (3)

Issue	NRS DIR	Pay Pts DIR	CAEP DIR
Reporting Period	PoP	PY	PY
Demographics	Yes	Yes	Yes
Hours	Yes	Yes	Yes
Pre/post-test	By PoPs Pretest = first Any NRS	By PY Pretest = low score CASAS only	By PoP Pretest = first Any NRS
Managing PoPs	Yes	No	No
HS/HSE	Yes	Yes	Yes
EL Civics	No	Yes	No
Barriers/Goals	Yes	Yes	Yes
AB 104 Results	No	No	Yes

# Training Events

Statewide WIOA II Meeting	May 5
CAEP Reports in TE	May 6
CASAS National Webinar	May 13
TE Overview	May 28
Statewide WIOA II Meeting	Jun 2

# Training Events (2)

## 2026 CASAS Summer Institute



<https://www.casas.org/training-and-support/SI>

# 2026 Discussion Topics

1. Student Enrollment
2. Proxy Questions
3. Managing Courses and Outcomes for CTE
4. Statewide Support for California Agencies and Consortia
5. Regional Alignment and Collaboration

# 2026 Discussion Topics (2)

## Student Enrollment

Has your student enrollment declined in the past year?

- If yes – is the decline the same as the statewide trend, worse than that – or down but better than statewide?
- If not – how well has your enrollment increased?

# 2026 Discussion Topics (3)

## Proxy Wizard

Does your agency use the TE Proxy Wizard to bring forward tests from one PY to the next?

- If yes – what are the advantages?
- How has using the Proxy Wizard affected your agency's Local Assessment Policy?
- If you have considered this but decided against it – what are the concerns that made you decide this?

# 2026 Discussion Topics (4)

## Managing Courses and Outcomes for CTE

How does your agency organize your CTE classes?

- Do you use course tags such as CIP or SOC codes?
  - If so how are they used?
  - If not – are there alternative designators that you use to manage these classes?
- Are there specifications that are not part of WIOA reporting, but necessary for requirements in CTE/Workforce? Such as course duration, credential type, or completion date?

# 2026 Discussion Topics (5)

## Managing Courses and Outcomes for CTE

How does your agency track CTE outcomes?

- Do you record when students complete CTE and earn their license or certification?
  - If so how much detail is needed?
  - If not – is it because it's not necessary, or because it is impossible to know?
- Are there any important outcomes or milestones that are not part of WIOA reporting but necessary for your CTE or other workforce related programs?

# 2026 Discussion Topics (6)

## Statewide Support to California Agencies and Consortia

- Is there a need for your agency or region to receive more assistance, whether at the local or statewide level?
- If so – in what areas is this support needed?
- If so – how would you prefer to receive the support?

# 2026 Discussion Topics (7)

## Regional Alignment and Collaboration

- Who comprise your closest collaboration partners in your local region? Overall, does the collaboration work well?
- Are there potential partners in your region with whom you do not have a relationship? If so, what are the reasons?