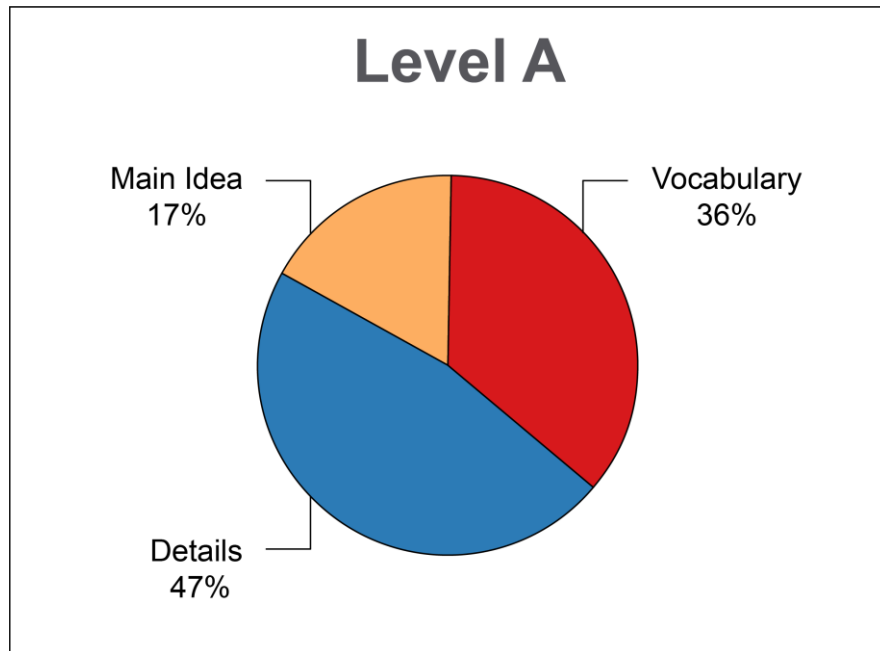


The CASAS Reading GOALS 2 series is an assessment of reading comprehension for Adult Basic Education/Adult Secondary Education (ABE/ASE) learners. This document provides information about the content coverage of each set of parallel forms in the test series.

Reading GOALS 2 is aligned to the [College and Career Readiness Standards \(CCRS\) for Adult Education](#) and the [National Reporting System's \(NRS\) Education Functioning Level Descriptors for Adult Basic Education \(ABE\)](#). The blueprints on the following pages show the content coverage of the forms organized into content areas. These content areas are *Vocabulary*, *Details*, *Main Idea*, *Inference*, and *Point of View and Supporting Evidence*. Under each content area is additional information about the specific content covered. Each content area was designed to be descriptive and concise to help people of various backgrounds in adult basic education understand what the series is assessing.

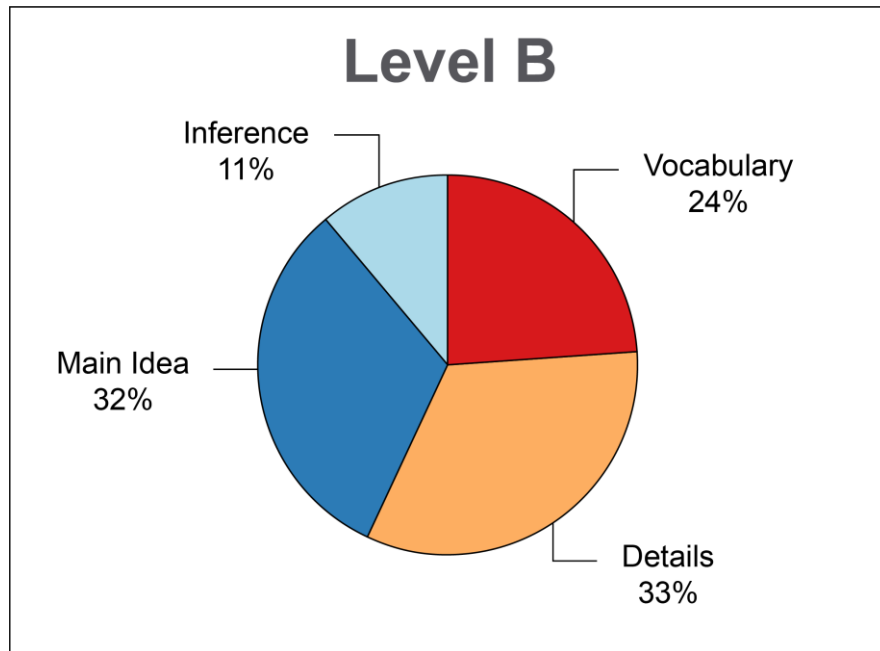
Additionally, CASAS has provided an alignment of the content areas to the CCRS for each level. The CCRS cover the modalities of *reading*, *listening*, *speaking*, *writing*, and *language*. Since Reading GOALS 2 is an assessment of reading comprehension, Reading GOALS assesses the standards that relate to the *reading* modality. There are 10 CCR Anchor Standards that describe a variety of skills that adults use when reading texts of varying complexity. Most of these standards are assessed directly throughout the Reading GOALS 2 series. Anchor Standard 10 defines the text complexity of level-appropriate texts as students move from beginning reading to college and career readiness. Therefore, Anchor Standard 10 is integrated into all reading passages on the assessments and is not assessed directly. Similarly, Anchor Standard 7 describes the ability to evaluate content presented in diverse formats, which is also integrated into test passages throughout the test rather than being assessed directly. For more information about each standard and the skills they describe, please consult the full document of the College and Career Readiness Standards for Adult Education.



*NRS Educational Functioning Levels*  
 Levels 1 and 2

*College and Career Readiness Standards*  
 Levels A and B

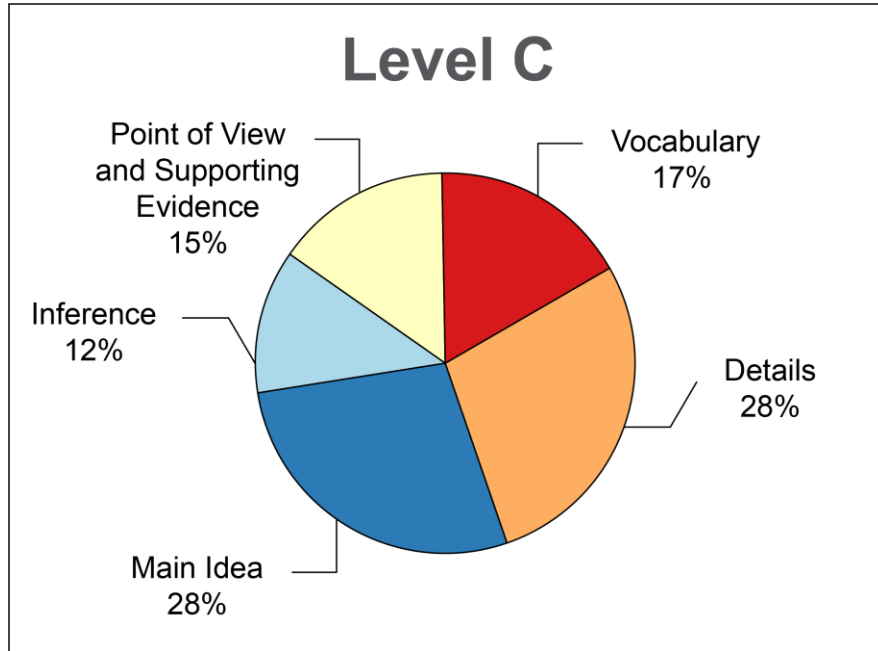
| Content Areas   | CCR Anchor Standard | % of test items |
|---|---------------------|-----------------|
| <b>Vocabulary</b><br>Photos<br>Understand high-frequency words              | 4                   | 36%             |
| <b>Details</b><br>Retell key details<br>Understand text features            | 1, 5                | 47%             |
| <b>Main Idea</b><br>Identify the main topic<br>Identify an author’s purpose | 2, 6                | 17%             |



*NRS Educational Functioning Levels*  
Levels 2 and 3

*College and Career Readiness Standards*  
Levels B and C

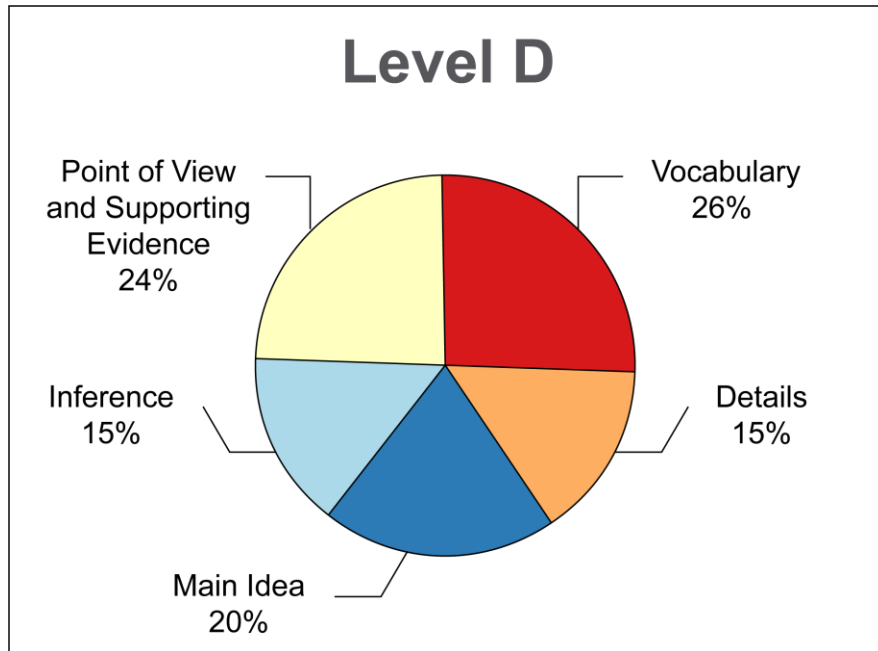
| Content Areas   | CCR Anchor Standard | % of test items |
|---|---------------------|-----------------|
| <b>Vocabulary</b><br>Understand academic words  | 4                   | 24%             |
| <b>Details</b><br>Retell key details<br>Understand text features and structure<br>Compare details between texts   | 1, 5, 9             | 33%             |
| <b>Main Idea</b><br>Identify the main topic<br>Identify an author’s purpose<br>Identify an author’s point of view | 2, 6                | 32%             |
| <b>Inference</b><br>Infer/Draw conclusions  | 1                   | 11%             |



*NRS Educational Functioning Levels*  
Levels 3 and 4

*College and Career Readiness Standards*  
Levels C and D

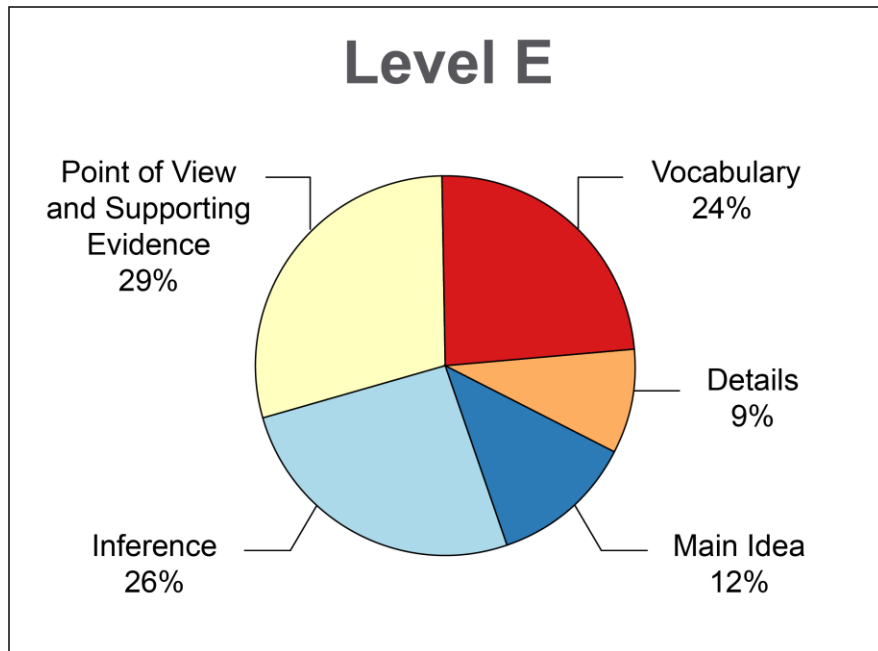
| Content Areas  | CCR Anchor Standard | % of test items |
|--|---------------------|-----------------|
| <b>Vocabulary</b><br>Understand academic words<br>Understand figurative language                                   | 4                   | 17%             |
| <b>Details</b><br>Retell key details<br>Understand text structure<br>Compare details between texts                 | 1, 5, 9             | 28%             |
| <b>Main Idea</b><br>Identify the main topic<br>Identify an author’s purpose<br>Summarize                           | 2, 6                | 28%             |
| <b>Inference</b><br>Infer/Draw conclusions   | 1                   | 12%             |
| <b>Point of View and Supporting Evidence</b><br>Identify an author’s point of view<br>Identify supporting evidence | 6, 8                | 15%             |



*NRS Educational Functioning Levels*  
Levels 4 and 5

*College and Career Readiness Standards*  
Level D

| Content Areas  | CCR Anchor Standard | % of test items |
|--|---------------------|-----------------|
| <b>Vocabulary</b><br>Understand academic words<br>Understand figurative language                                   | 4                   | 26%             |
| <b>Details</b><br>Retell key details<br>Compare details between texts  | 1, 9                | 15%             |
| <b>Main Idea</b><br>Identify the main topic<br>Identify an author’s purpose<br>Summarize                           | 2, 6                | 20%             |
| <b>Inference</b><br>Infer/Draw conclusions   | 1                   | 15%             |
| <b>Point of View and Supporting Evidence</b><br>Identify an author’s point of view<br>Identify supporting evidence | 6, 8                | 24%             |



*NRS Educational Functioning Levels*  
Levels 5 and 6

*College and Career Readiness Standards*  
Levels D and E

| Content Areas  | CCR Anchor Standard | % of test items |
|--|---------------------|-----------------|
| <b>Vocabulary</b><br>Understand academic words<br>Understand figurative language                                   | 4                   | 24%             |
| <b>Details</b><br>Compare details between texts  | 9                   | 9%              |
| <b>Main Idea</b><br>Identify an author’s purpose<br>Summarize  | 2, 6                | 12%             |
| <b>Inference</b><br>Infer/Draw conclusions   | 1                   | 26%             |
| <b>Point of View and Supporting Evidence</b><br>Identify an author’s point of view<br>Identify supporting evidence | 6, 8                | 29%             |