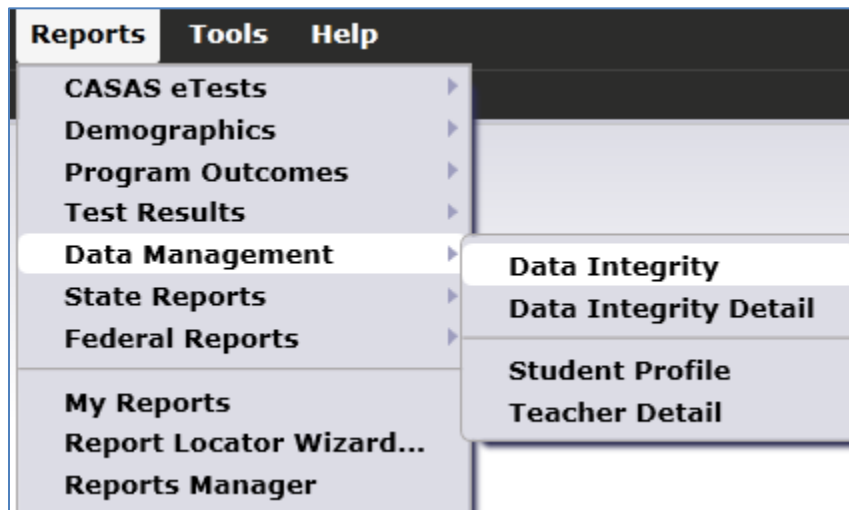


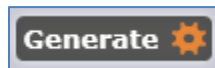
# Generating the Data Integrity Report

The Data Integrity Report (DIR) provides programs with an evaluative tool to evaluate their data collection efforts, with information about 22 items that are critical for state and federal reporting. The DIR displays data includes all areas of accountability reporting, with useful information about the NRS reporting tables, core performance follow-up, California Payment Points, pre- and post-testing, and general data quality standards.


1. On the TE Reports menu, point to Data Management, and then click Data Integrity.



2. On the report setup window, click Generate.



3. The Data Integrity Report displays.



04/08/2013  
17:49:54

## Data Integrity

by Agency

Page 1 of 2  
DIR2

**Agency:** 4908 - Rolling Hills Adult School

Summary Information	
Total WIA Title II Learners	337
Total concurrent learners in WIA Title II programs	6
Total Learners eligible for WIA Title II	331

Item Description	Item Count	Item Percent
01 Missing Birthdate or outside 16-110	1	0
02 Less than 12 Hours of Instruction	45	14
02a Zero or Empty Hours of Instruction	42	13
02b Total hours between 1-11 hours	3	1
03 No Highest Year of School/Degree Earned	34	10
03a No Highest Year of School	32	10
03b No Highest Degree Earned	6	2
03c Learners marked Degree or Diploma Earned but no Years of Schooling	6	2
03d Degree earned marked as outside U.S., but not Highest Year of School	13	4

- The top of the report includes Summary Information about all the WIA II learners in your agency's database, indicating how many learners at your agency qualify for state and federal WIA II reporting.

Summary Information	
Total WIA Title II Learners	337
Total concurrent learners in WIA Title II programs	6
Total Learners eligible for WIA Title II	331

- Below the summary are 22 different items, with an Item Count and Item Percent for each listing. The percentage is calculated by dividing the Item Count for that item by the Total Learners eligible for WIA Title II in the Summary Information.

Item Description	Item Count	Item Percent
01 Missing Birthdate or outside 16-110	1	0
02 Less than 12 Hours of Instruction	45	14
02a Zero or Empty Hours of Instruction	42	13
02b Total hours between 1-11 hours	3	1
03 No Highest Year of School/Degree Earned	34	10
03a No Highest Year of School	32	10
03b No Highest Degree Earned	6	2
03c Learners marked Degree or Diploma Earned but no Years of Schooling	6	2
03d Degree earned marked as outside U.S., but not Highest Year of School	13	4

- There is no established protocol for how the individual items appear on this report, but in general:
  - Items 1-10 are all critical items needed for state and federal reporting. It is recommended that agencies follow up on issues that display in this section of the report.
  - Items 11-16 all pertain to the NRS core performance follow-up cohorts.
  - Items 17-22 are for data verification and validation.

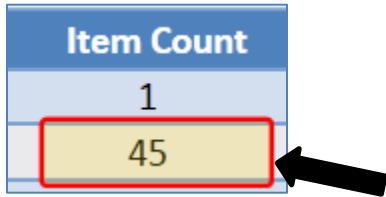
Item Description	Item Count	Item Percent
01 Missing Birthdate or outside 16-110	1	0
02 Less than 12 Hours of Instruction	46	14
02a Zero or Empty Hours of Instruction	43	13
02b Total hours between 1-11 hours	3	1
03 No Highest Year of School/Degree Earned	34	10
03a No Highest Year of School	32	10
03b No Highest Degree Earned	6	2
03c Learners marked Degree or Diploma Earned but no Years of Schooling	6	2
03d Degree earned marked as outside U.S., but not Highest Year of School	13	4
04 No Gender	1	0
05 No Race/Ethnicity	5	2
06 Total Reported Labor Force Status	331	100
06a Total 'Employed'	93	28
06b Total 'Unemployed'	96	29
06c Total 'Not employed not seeking work'	42	13
06d Total 'Retired'	3	1
06e Total missing Labor Force Status	97	29
07a No Entry Record (Missing Program Enrollment)	0	0
07b No Update (Missing Follow-up Outcomes)	49	15
08 No Pretest	34	10
09 No Post-Test	68	21
10 No Valid Paired Tests (Federal Table 4 and 4B only)	66	20
11a Total eligible for NRS core performance follow-up cohorts	44	13
11b Total eligible for NRS core performance follow-up cohorts but did not 'Exit program'	179	52
12a Number eligible for Enter employment cohort	22	7
12b Eligible for Enter employment but did not exit program	74	22
13a Number eligible for Retain employment cohort	23	7
13b Eligible for Retain employment but did not exit program	90	27
14a Number eligible for GED/high school diploma cohort	3	1
14b Eligible for GED/high school diploma but did not exit program	5	2
14c Qualified for high school diploma cohort with a pretest of 246+	1	0
14d Qualified with self-selected level of ASE High	2	1
14e Qualified for high school diploma cohort but scored lower than 236 on all CASAS tests	1	0
14f Enrolled in HSD program but did not qualify for high school diploma cohort	14	4
15a Number eligible for Post-secondary cohort	18	5
15b Eligible for post-secondary but did not exit program	58	18
15c Qualified with highest degree earned = GED, high school diploma, or some college, no degree	13	4
15d Qualified with Passed GED or Earned high school diploma on Update Record	5	2
15e Qualified with enrollment in designated Transitions class	0	0
16 Passed GED or high school diploma on Update Record but did not place in any core performance cohort	5	2
17 No Primary Goal	17	5
18 No Secondary Goal	26	8
19 Total Status Updates	331	100
19a Total 'Retained in Program'	215	65
19b Total 'Left Program'	62	19
19c Total 'No show'	2	1
19d Total Missing Update Status	49	15
20 Work-based Project	1	0
21 Learners with a pretest in the conservative estimate range	11	3
22 Learners with a pre-/post-test pair but less than 40 hours of instruction	42	13

Items 1 – 10 are important for state and federal reporting

Items 11 – 16 are important for NRS core performance reporting

Items 17 – 22 are important for data validation and verification

- Another beneficial feature of this report is you can “drill down” on any of the numbers listed under Item Count to view the list of students reported for that particular DIR item.
- Hover your cursor over the Item Count to highlight that listing.



- Once it highlights, you can click the number to generate a list of students for that item.

Site	Student ID	Name	Record Date	Class ID
11 - North...	502162564	Pedro Altamirano	5/4/2013	110
1 - North C...	987459873	Lourdes Limpia	3/27/2013	424
1 - North C...	987459873	Lourdes Limpia	3/1/2013	424
11 - North...	616617747	Celia Sandoval	2/8/2013	110
11 - North...	502162564	Pedro Altamirano	2/8/2013	110
11 - North...	502162564	Pedro Altamirano	2/4/2013	110
1 - North C...	938598358	Joe L Groznik	1/20/2013	3

- Double-click one of the records on the list to view and edit that record. In this example, we open Pedro’s record to edit his hours of instruction.

**Class Record Information**

Site: 11 - North City ESL

Class Description: 110 - Low Beginning

Student: 502162564 / Pedro Altamirano

Class Status: Active

Record Date: 5/4/2013

**Activity in Class**

Record Date: 5/4/2013

**Participations:**

Student Update (Cumulated)

Daily Attendance

Student Observation

Student Test

Student Update

**Provider Uses:**

**Add Provider Use**