



# NRS Periods of Participation Statistics

02/02/2021

by Agency

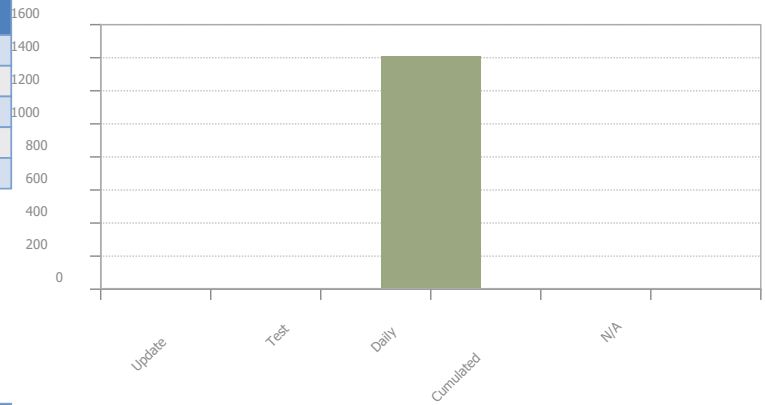
Page 1 of 3  
NRSPOPS2

Program Year: 2019-2020

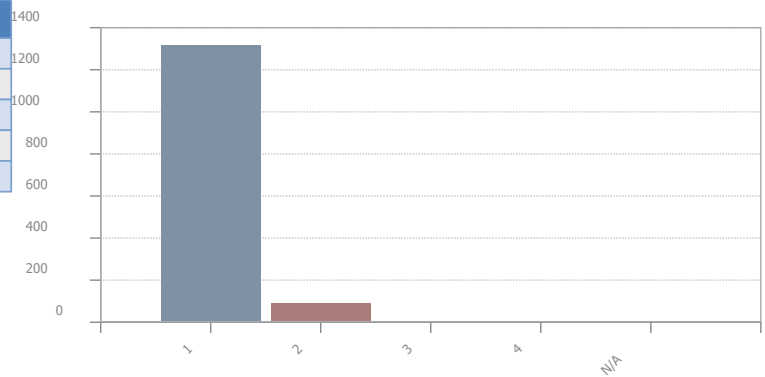
Students: 1,406

Agency: 4908 - Rolling Hills Adult School

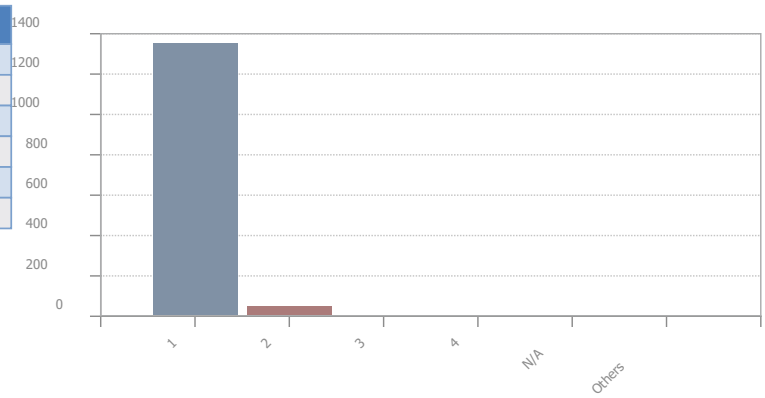
Hours Source	#	%
Update	0	0.00
Test	0	0.00
Daily	1,406	100.00
Cumulated	0	0.00
N/A	0	0.00



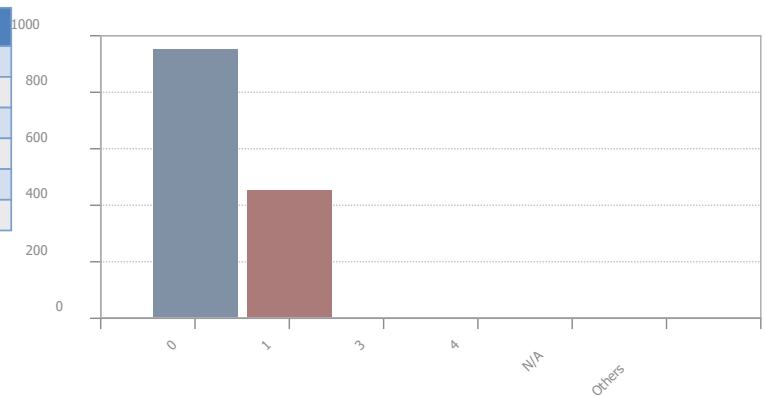
# PoPs	#	%
1	1,315	93.53
2	91	6.47
3	0	0.00
4	0	0.00
N/A	0	0.00



# PoPs With 12+ Hours	#	%
0	0	0.00
1	1,355	96.37
2	51	3.63
3	0	0.00
4	0	0.00
N/A	0	0.00

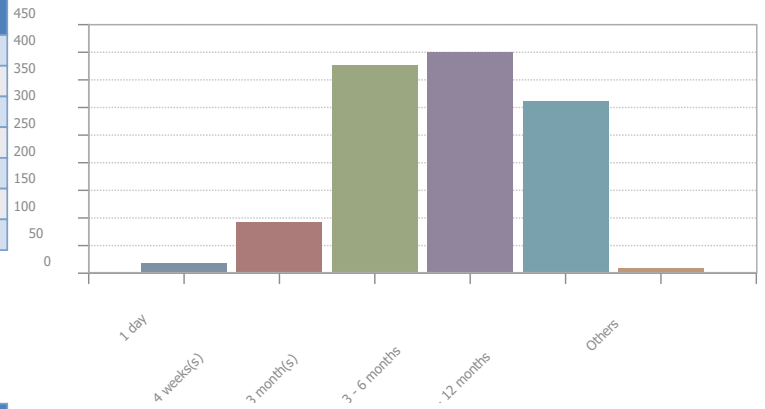


# PoPs With Measurable Skills Gain	#	%
0	952	67.71
1	454	32.29
2	0	0.00
3	0	0.00
4	0	0.00
N/A	0	0.00

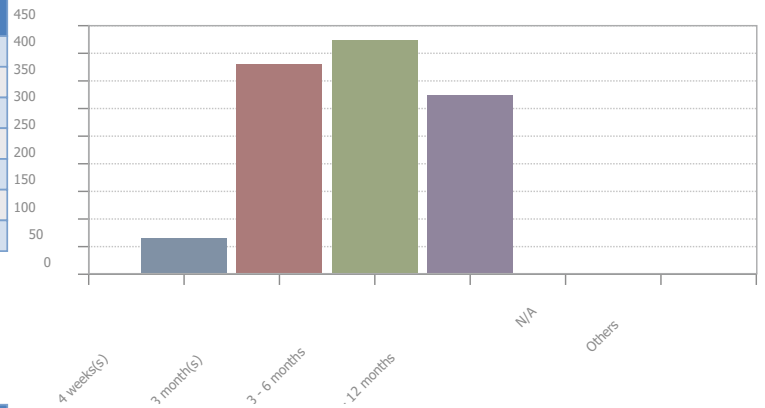


**Program Year:** 2019-2020 **Students:** 1,406  
**Agency:** 4908 - Rolling Hills Adult School

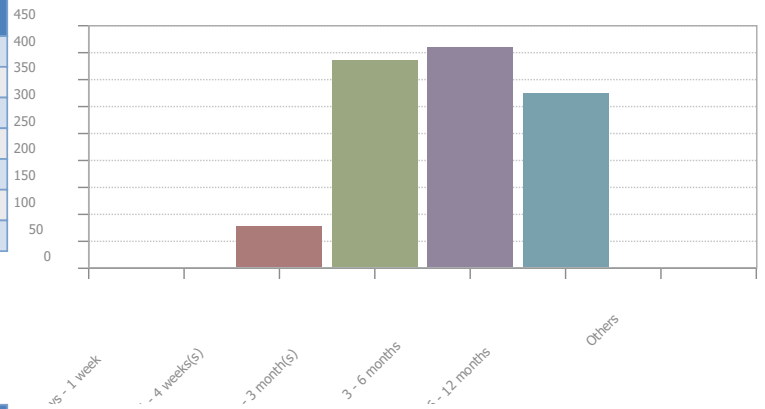
Min PoP Length (days)	#	%
1 day	18	1.28
2 days - 1 week	8	0.57
1 - 4 weeks(s)	92	6.54
1 - 3 month(s)	377	26.81
3 - 6 months	400	28.45
6 - 12 months	312	22.19
N/A	0	0.00



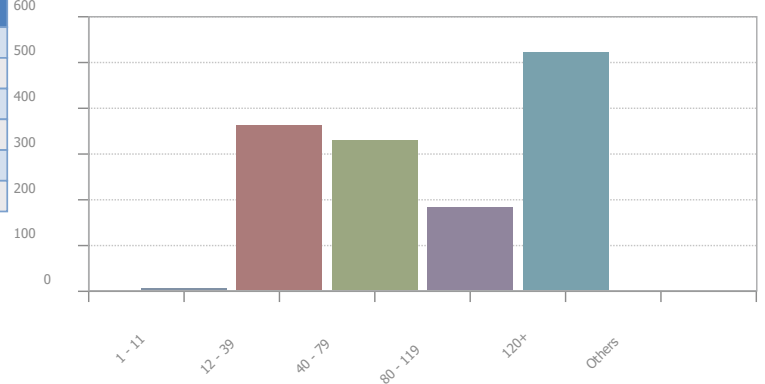
Max PoP Length (days)	#	%
1 day	0	0.00
2 days - 1 week	0	0.00
1 - 4 weeks(s)	66	4.69
1 - 3 month(s)	380	27.03
3 - 6 months	423	30.09
6 - 12 months	324	23.04
N/A	0	0.00



Avg PoP Length (days)	#	%
1 day	0	0.00
2 days - 1 week	1	0.07
1 - 4 weeks(s)	78	5.55
1 - 3 month(s)	386	27.45
3 - 6 months	411	29.23
6 - 12 months	325	23.12
N/A	0	0.00



Avg PoP Hours	#	%
1 - 11	6	0.43
12 - 39	363	25.82
40 - 79	331	23.54
80 - 119	184	13.09
120+	522	37.13
N/A	0	0.00





02/02/2021

# NRS Periods of Participation Statistics

by Agency

Page 3 of 3  
NRSPOPS2