

[Print Version](#)



## **2015-16 CASAS Citizenship Interview Test Recertification**

## Table of Contents

### Introduction

About This Review

Review Materials

### Review

Scoring System

Self-Test

Form 974 Anchors and Scoring Exercises

Form 974 Activity Anchor Practice

Scoring Exercise 1: Gilberto Rios

Scoring Exercise 2: Lorena Dillalo

Scoring Exercise 3: Chang Khang

Self-Test

Form 973 Anchors and Scoring Exercises

Form 973 Activity Anchor Practice

Scoring Exercise 4: Jang Wu

Scoring Exercise 5: Valdimir Bojko

Self-Test

What's Next: Begin Recertification

What's Next?

Begin Recertification

# Introduction

Topic:

Introduction

## Introduction

The Citizenship Interview Test (CIT) is a standardized oral assessment that assesses the speaking skills of adult ESL and citizenship learners. The CIT helps programs predict an individual's target speaking performance level needed to pass the USCIS English naturalization oral interview. This test requires training and annual recertification to administer.

### Navigation Overview

- Use the Table of Contents to browse the content to select the lesson.
- You can expand a lesson in the Table of Contents to see all the topics within the lesson. Or, click the collapse button to collapse the lesson.
- To navigate through the content, you can click through the content in the order topics are listed or use the Previous and Continue buttons.
- Test your understanding of the lesson content with the Self-Tests.
- Within the Self-Tests, work through the questions by clicking the numbers along the top of your screen.

**Click Continue or next topic at left.**



## Module Contents

About This Review

# About This Review

Topic: About This Review

This module offers a review in preparation for Recertification. The module provides you with an opportunity to practice scoring the CIT in a standardized and accurate manner. Standardized test administration requires following administration instructions and script precisely and scoring the test according to specific criteria.

Item	Details
Audience	<p>This review is appropriate for CIT test administrators currently involved in a citizenship preparation program.</p> <p><b>Click next item to view more information.</b></p>
Prerequisites	<p><b>Participants should have:</b></p> <ul style="list-style-type: none"><li>▪ Basic computer skills</li><li>▪ Access to a computer at work, home, or an institution that is equipped with an audio player (e.g. Windows Media Player, RealPlayer, iTunes, etc.).</li><li>▪ Access to a quiet room to complete review.</li><li>▪ Headphones (optional)</li></ul> <p>This review only works in Internet Explorer and Firefox browsers. Adobe Acrobat Reader is required to view some documents on this site. To download a free version, go here: <a href="http://get.adobe.com/reader/">http://get.adobe.com/reader/</a>.</p> <p><b>Click next item to view more information.</b></p>
Estimated Time and Enrollment Duration	<p>Allow approximately 1 hour for review. You may start and stop review at any time.</p> <p>Please plan to spend approximately 1 hour scoring Recertification interviews.</p> <p>It is recommended to complete all three Recertification interviews in one sitting.</p> <ul style="list-style-type: none"><li>▪ Your participation record is activated when you first access the review module and remains active for 30 days.</li><li>▪ Your participation record becomes inactive after 30 days.</li><li>▪ If you did not complete the review, you may re-enter the review module at any time until the end of the current program year. You do not need to re-enroll in the module. Simply note this Web</li></ul>

	<p>address for quick access: <a href="http://training.casas.org/">http://training.casas.org/</a>.</p> <p><b>Click next item to view more information.</b></p>
Review Objectives	<p><b>At the end of this review, you will be able to:</b></p> <ul style="list-style-type: none"> <li>▪ Recertify to administer the CIT according to standardized procedures.</li> <li>▪ Use the CIT Scoring Rubric, Guidelines, and Anchors to score the CIT as a standardized assessment.</li> <li>▪ Identify passing scores on CIT Forms 973 and 974.</li> </ul> <p><b>Click next item to view more information.</b></p>
Completion and Certification	<p><b>To complete recertification, you must do the following:</b></p> <ol style="list-style-type: none"> <li>1. Complete this <b>Review</b> Module.</li> <li>2. <b>Score Recertification Interviews</b> with a passing score of at least 80% on each interview.</li> <li>3. Complete your <b>Test Security Agreement</b></li> <li>4. Generate your <b>Certificate</b>.</li> </ol> <p><b>Click next item to view more information.</b></p>
Training Support	<p><b>If you have questions about content, contact:</b></p> <ul style="list-style-type: none"> <li>▪ <a href="mailto:training@casas.org">training@casas.org</a></li> </ul> <p><b>Click next item to view more information.</b></p>
Technical Support	<p>For technical assistance, contact a <b>CASAS Technology Support Team</b> member at:</p> <ul style="list-style-type: none"> <li>▪ <a href="mailto:techsupport@casas.org">techsupport@casas.org</a></li> </ul> <p>A team member is also available 8:00 am – 5:00 pm (Pacific), M – F, at:</p> <ul style="list-style-type: none"> <li>▪ 1-800-255-1036, option 2</li> </ul>

**Click Continue or next topic at left.**

<b>Lesson Contents</b>
Review Materials

This review provides all materials necessary to complete recertification online.

CASAS recommends CIT test administrators assemble their own CIT Assessment Manual with materials presented in this module. This enables each test administrator to make notes while completing their review, and to use the manual as a reference source.

**Important!** Please keep these documents together in a binder or folder in a secure location.

### Required Materials

Click on each link (below) to download the document.

- [Scoring Rubric](#)
- [Scoring Guidelines](#)
- [Anchors, Form 973](#)
- [Anchors, Form 974](#)
- [A cover page to build your own binder](#)

### Optional Materials

The following materials may be downloaded but are not required to complete this review:

- [CIT Competencies](#)
- [Scoring Exercise Review](#) (a printable copy of exercises you will complete in this review)

For **technical assistance**, contact the **CASAS Technology Support Team** at [techsupport@casas.org](mailto:techsupport@casas.org). This e-mail address alerts several members of the team to ensure you receive a timely response.

Team members are also available 8:00 am – 5:00 pm (Pacific), M – F, at 1-800-255-1036, option 2.

**Click Continue or next topic at left.**



# Review

Topic:

Review

## **CASAS Citizenship Interview Test (CIT) Recertification Review Contents**

1. The Scoring System
2. Form 974, Anchors and Scoring Exercises
3. Form 973, Anchors and Scoring Exercises

**Click Continue or next topic at left.**



## **Module Contents**

Scoring System

Form 974 Anchors and Scoring Exercises

Form 973 Anchors and Scoring Exercises

What's Next?

# Scoring System

Topic:


Scoring System

The CIT review includes extensive scoring instruction. The **Rubric**, **Scoring Guidelines**, and **Anchor performances** are three important documents that explain scoring methods for CIT. You will review about each of these in detail in this section.

Although administration and scoring are relatively simple and designed for adult education programs, the test is a performance assessment that consists of rating a language sample. Therefore, recertification is necessary to achieve scoring consistency.

As you proceed, keep in mind these concepts:

1. Use the Rubric, Scoring Guidelines, and Anchors as references to score responses.
2. Score the test during the interview using the 0-1-2 scoring system.
3. Calculate the raw score by counting the number of correct answers.
4. Always give equal consideration to these two aspects of any response: clarity and completeness.

Item	Details
The Rubric	<div data-bbox="435 1167 761 1701"></div> <p>To learn scoring, begin with the Rubric. A <b>Rubric</b> is a scoring tool for subjective assignments, a set of criteria or standards linked to learning objectives, and used to assess a student's performance. The Rubric is the foundation of the scoring system and explains the underlying principles for scoring a 0, 1, or 2 for "Communication of Meaning."</p>



## Communication of Meaning

Two aspects for judging the quality of a spoken response to a question are

- Clarity
- Completeness

The CIT Scoring Rubric shows the minimum requirements for each score. Always return to the Rubric for answers to questions about scoring responses. Keep the Rubric with your scoring materials. During interview testing, examiners may refer to the Rubric.

### Tips for Scoring

1. Give a score of '2' only if the entire response is clear and complete.
2. Follow the policy that it is better to err on the side of conservative scoring.
3. Listen and try to score each test question, as the "average American" would, not a well-trained ESL teacher able to interpret every response.

### Explanation with examples of a score of '2'

A score of '2' is entirely clear and answers the question correctly. The examinee does not need to use correct grammar as long as the answer is completely clear and correct.

For example,

- **Examiner:** "How did you learn English?"
- **Examinee:** "In school."

### Explanation with examples of a score of '1'

Score a '1' when the answer is not complete, is only a partial answer, or if you must use inference to understand the answer.

For example,

- **Examiner:** "When was the last time you traveled outside the United States?"
- **Examinee:** "Three years."

This answer is not clear. We can infer "three years ago," or that he was "away for three years." This is scored as '1.'

Assign a score of '1' if part of the answer is not clear. Even if an examinee gives a correct response but part of the response is not clear, she cannot receive a score of '2' for the response.

For example,

- **Examiner:** "What is your source of income?"
- **Examinee:** "I don't have income. My husband has income. He loaned some dollars at the amount."

The last sentence is unclear. This is scored as '1.'

### Explanation with examples of a score of '0'


Score a '0' if no response is given, the answer is incorrect, or incomprehensible (you cannot understand the answer).


For example,

- **Examiner:** "How did you get here today?"
- **Examinee:** "I'm fine."

If you have not done so already, print the **Scoring Rubric** and keep this together in a binder or folder with all scoring materials.

- To download the CASAS Citizenship Interview Test (CIT) – Scoring

	<p>Rubric, <a href="#">Click here.</a></p> <p><b>Click next item to view more information.</b></p>
Scoring Guidelines	 <p>The Scoring Guidelines contain general rules for standardized scoring and support the Rubric. The examiner scores each question during the interview. To become an accurate scorer, you must follow these rules regardless of your personal views about evaluating examinees' abilities.</p> <p>Please read the Scoring Guidelines thoroughly. During interview testing, examiners may also refer to the Scoring Guidelines.</p> <p>While scoring, examiners should not give credit or make allowances for:</p> <ol style="list-style-type: none"> <li>1. responses given in the native language.</li> <li>2. responses given through gestures.</li> <li>3. answers more intelligible to bilingual individuals or to instructors.</li> </ol> <p>Examiners should try to avoid scoring too leniently or too severely. <b>Keep the Rubric, Scoring Guidelines, and Anchors with you when you conduct an interview and refer to them with each question to avoid "drifting" in scoring.</b></p> <p>Take the time and review the CASAS Citizenship Interview Test (CIT) Scoring Guidelines now.</p> <p>If you have not done so already, access and print the Scoring Guidelines and keep this together in a binder or folder with all scoring materials.</p> <p>To download the CASAS Citizenship Interview Test (CIT) - Scoring Guidelines, <a href="#">Click here.</a></p> <p><b>Think About It</b></p> <ol style="list-style-type: none"> <li>1. If the examinee makes a syntax or grammar error, should the examiner always mark the response down to a '1'?</li> <li>2. If examinees use their native language, the maximum score is a '1.' What are the exceptions to this rule?</li> <li>3. If the examinee responds with clarity and completeness but answers the wrong question, what score should the examiner assign?</li> <li>4. In general, if an examinee is on topic, a score of '1' is appropriate. However, if the examinee is only tangentially on topic, or the message is unintelligible, how should an examiner score the response?</li> <li>5. If the examinee makes a small mistake that compromises the clarity of a long</li> </ol>

	<p>response, what is the maximum score for that response?</p> <p>6. When an examiner judges the clarity of a response; should judging be from the perspective of the “average American” or from the perspective of an ESL teacher?</p> <p><b>Click next item to view more information.</b></p>
Anchor Performances	 <p>The interview tests have two sets of Anchors:</p> <ul style="list-style-type: none"> <li>▪ CASAS Citizenship Interview Test (CIT) Anchors, Form 973</li> <li>▪ CASAS Citizenship Interview Test (CIT) Anchors, Form 974</li> </ul> <p>Anchors provide examples of performance at various levels in the form of scored responses for each test question. The Anchors help solidify or “Anchor” your scoring. During interview testing, examiners may also refer to the Anchors to judge the examinee’s responses to each test question accurately.</p> <p><b>Important!</b> Studying the Anchors for both test forms is important to become an accurate CIT scorer. The Anchors also provide notes on individual items when necessary and provide examples of differently scored responses for each item.</p> <p><b>The Anchors</b></p> <p>Take the time now and review Anchors Form 974 and Form 973 thoroughly. If you have not done so already, access and print the Anchors Form 974 and Form 973 and keep these together in a binder or folder with all scoring materials.</p> <ul style="list-style-type: none"> <li>▪ To download the CASAS Citizenship Interview Test (CIT) – Anchors, Form 973, <a href="#">Click here.</a></li> <li>▪ To download the CASAS Citizenship Interview Test (CIT) – Anchors, Form 974, <a href="#">Click here.</a></li> </ul>

**Click Continue or next topic at left.**

## Lesson Contents

## Self-Test

For each question, indicate the correct answer by placing a mark in the column to the left.

**Question 1**

While scoring, examiners should not give credit or make allowances for:

Select the correct answer.

<input type="checkbox"/>	responses given through gestures.
<input type="checkbox"/>	answers more intelligible to bilingual instructors.
<input type="checkbox"/>	responses given in the native language.
<input type="checkbox"/>	all of the above

**Question 2**

What documents are necessary to explain scoring methods for CIT?

Select the correct answer.

<input type="checkbox"/>	the Rubric
<input type="checkbox"/>	the Scoring Guidelines
<input type="checkbox"/>	the Anchors
<input type="checkbox"/>	all of the above

**Question 3**

Which document provides examples of performance at various levels in the form of scored responses for each test question?

Select the correct answer.

<input type="checkbox"/>	the Anchors
<input type="checkbox"/>	the Rubric

	the Scoring Guidelines
--	------------------------

#### Question 4

The Scoring Guidelines support the Rubric by:

Select the correct answer.

<input type="checkbox"/>	providing the foundation of the scoring system.
<input type="checkbox"/>	providing some general rules for using the rubric to score the test.
<input type="checkbox"/>	providing actual student responses and how they have been scored.

#### Question 5

True or False: The Anchors are the foundation of the scoring system.

Select the correct answer.





<input type="checkbox"/>	true
<input type="checkbox"/>	false

Note: Answers appear on the next page.

### Answer 1

While scoring, examiners should not give credit or make allowances for:





Select the correct answer.

	responses given through gestures.
	answers more intelligible to bilingual instructors.
	responses given in the native language.
	all of the above
<b>Correct Answer Feedback:</b> Correct!	

### Answer 2

What documents are necessary to explain scoring methods for CIT?



Select the correct answer.


	the Rubric
	the Scoring Guidelines
	the Anchors
	all of the above
<b>Correct Answer Feedback:</b> Correct!	




### Answer 3



Which document provides examples of performance at various levels in the form of scored responses for each test question?

Select the correct answer.

	the Anchors
	the Rubric

	the Scoring Guidelines
<b>Correct Answer Feedback:</b> Correct	

Answer 4	
The Scoring Guidelines support the Rubric by:	
Select the correct answer.	
	providing the foundation of the scoring system.
	providing some general rules for using the rubric to score the test.
	providing actual student responses and how they have been scored.
<b>Correct Answer Feedback:</b> Correct!	

Answer 5	
True or False: The Anchors are the foundation of the scoring system.	
Select the correct answer.	
	true
	false
<b>Correct Answer Feedback:</b> Correct!	



# Form 974 Anchors and Scoring Exercises

Topic: Form 974 Anchors and Scoring Exercises

In this section, you will review how to use the anchors to score **Form 974**.

Download these materials (if you have not already) for use during this section:

- [Scoring Exercise Booklet](#)
- [Rubric](#)
- [Scoring Guidelines](#)
- [Form 974 Anchors](#)

Try to notice any patterns that emerge. When you compare your scores, do you consistently score lower or higher than the consensus scores?

- **If you consistently score lower**, perhaps you are noticing mistakes that do not genuinely affect the clarity or completeness of the response.
- **If you consistently score higher**, try to become more aware of errors and be more conservative in your approach to scoring. Reduce your score for even small parts of unclear or vague responses. Again, try to judge the clarity of responses from the perspective of the average person, not the sympathetic and helpful ESL teacher.

**Click Continue or next topic at left.**



## Lesson Contents

Form 974 Activity Anchor Practice

Scoring Exercise 1: Gilberto Rios

Scoring Exercise 2: Lorena Dillalo

Scoring Exercise 3: Chang Khang

Self-Test

This topic contains scenario-based content. Each option offers a decision point with 1 to 4 possible outcomes. The topic explores various scenarios based on the choices, and presents an outcome based upon the choices.

Below is the content for one complete path of content. For the complete version of the topic, please use the online version of the course.

## Page 1

This Activity will help you practice Anchors, **Form 974**.

You will listen to and score sample interview items based on Form 974.

Follow these steps to complete this practice:

1. Listen to each sample item and score while you listen.
2. See how closely your score matches the Anchor score.
3. Review the Anchors for Form 974 thoroughly. Read the notes for each question and read the responses.
4. Repeat the activity until you can score questions accurately.



### Available options:



Begin Practice (This option leads to Page 2)

Selected Option: Begin Practice

## Page 2

### Question 1

Listen to the question. Score without looking at the anchors. See how closely your score matches the anchor score.

Click on the link (below) to listen:

**When is your birthday?**

<http://www.casas.org/cit-audio/974practice1>

(The audio will open in a new window or tab.)

**Available options:**

➤ 0 (This option leads to Page 3)

➤ 1 (This option leads to Page 4)

➤ 2 (This option leads to Page 5)

Selected Option: 0

**Page 3**

Sorry, that is incorrect. Refer to 974, Anchor 4c.

A score of **0** indicates:

- No response; or
- The response does not answer the question correctly; or
- The response is not comprehensible.

Please try again.

**Available options:**

➤ Try again (This option leads to Page 2)

Selected Option: Try again

This topic contains scenario-based content. Each option offers a decision point with 1 to 4 possible outcomes. The topic explores various scenarios based on the choices, and presents an outcome based upon the choices.

Below is the content for one complete path of content. For the complete version of the topic, please use the online version of the course.

## Page 1


Listen to the interview. Click on the link (below) to open a new window with the audio. Toggle back and forth between this Exercise and the audio as necessary.

**Exercise 1 Audio:** <http://www.casas.org/cit-audio/cit-scoring-exercise-1>

Score the Examinee's response using the Scoring Rubric, Form 974 Anchors, and Scoring Guidelines.

You are allowed an unlimited number of attempts.

You may want to use the Scoring Exercise Booklet to follow along with the Exercises.



### Available options:



Begin Exercise (This option leads to Page 2)

Selected Option: Begin Exercise

## Page 2

### Question 1

**Please state your full name.**

Click on the link (below) to listen:

<http://www.casas.org/cit-audio/cit-scoring-exercise-1>

(The audio will open in a new window or tab.)

### Available options:

➤ 0 (This option leads to Page 3)

➤ 1 (This option leads to Page 3)

➤ 2 (This option leads to Page 4)

Selected Option: 0

### Page 3

Sorry...this is not the consensus. Please try again.



#### Available options:

➤ Try again... (This option leads to Page 2)

Selected Option: Try again...

This topic contains scenario-based content. Each option offers a decision point with 1 to 4 possible outcomes. The topic explores various scenarios based on the choices, and presents an outcome based upon the choices.

Below is the content for one complete path of content. For the complete version of the topic, please use the online version of the course.

## Page 1

Lorena's interview is an example of testing someone who was BL and not well prepared to take the CIT. Only part of Lorena's interview has been included because the rest of her answers were all 0s. **Once the CIT interview has begun, it must be conducted to the end.** Therefore, it is important that examinees be well prepared to avoid an unnecessary sense of failure.

Listen to the interview. Click on the link (below) to open a new window with the audio. Toggle back and forth between this Exercise and the audio as necessary.

**Exercise 2 Audio:** <http://www.casas.org/cit-audio/cit-scoring-exercise-2>

Score the Examinee's response using the Scoring Rubric.

You are allowed an unlimited number of attempts.

If you get an answer wrong, we encourage you to take the time and review the Scoring Guidelines and Anchors.



### Available options:



Begin Exercise (This option leads to Page 2)

Selected Option: Begin Exercise

## Page 2

### Question 1

Click on the link (below) to listen:

**Please state your full name.**

<http://www.casas.org/cit-audio/cit-scoring-exercise-2>

(The audio will open in a new window or tab.)

#### Available options:

➤ 0 (This option leads to Page 4)

➤ 1 (This option leads to Page 3)

➤ 2 (This option leads to Page 3)

Selected Option: 0

### Page 4

Yes! This is the consensus... / Incorrect response.

A "0" score indicates:

- No response; or
- The response does not answer the question correctly; or
- The response is not comprehensible.



#### Available options:

➤ Go to Question 2 (This option leads to Page 5)

Selected Option: Go to Question 2

### Page 5

### Question 2

Click on the link (below) to listen:

**Please raise your right hand. Do you swear to tell the truth?**

**What did you just promise?**

<http://www.casas.org/cit-audio/cit-scoring-exercise-2>

(The audio will open in a new window or tab.)

**Available options:**

➤ 0 (This option leads to Page 7)

➤ 1 (This option leads to Page 6)

➤ 2 (This option leads to Page 6)

Selected Option: 0

**Page 7**

Yes! This is the consensus... / Incorrect response.

A "0" score indicates:

- No response; or
- The response does not answer the question correctly; or
- The response is not comprehensible.



**Available options:**

➤ Go to Question 3 (This option leads to Page 8)

Selected Option: Go to Question 3

**Page 8**

**Question 3**

Click on the link (below) to listen:

**What is your age?**

<http://www.casas.org/cit-audio/cit-scoring-exercise-2>

(The audio will open in a new window or tab.)

**Available options:**

➤ 0 (This option leads to Page 9)



➤ 1 (This option leads to Page 9)

➤ 2 (This option leads to Page 10)

Selected Option: 0

## Page 9

Sorry, that is not the consensus. Please try again.



### Available options:

➤ Try again... (This option leads to Page 8)

Selected Option: Try again...

This topic contains scenario-based content. Each option offers a decision point with 1 to 4 possible outcomes. The topic explores various scenarios based on the choices, and presents an outcome based upon the choices.

Below is the content for one complete path of content. For the complete version of the topic, please use the online version of the course.

## Page 1

Listen to the interview. Click on the link (below) to open a new window with the audio. Toggle back and forth between this Exercise and the audio as necessary.

**Exercise 3 Audio:** <http://www.casas.org/cit-audio/cit-scoring-exercise-3>

Score the Examinee's response using the Scoring Rubric, Form 974 Anchors, and Scoring Guidelines.

You are allowed an unlimited number of attempts.

You may want to use the Scoring Exercise Booklet to follow along with the Exercises.



### Available options:



Begin Exercise 3 (This option leads to Page 2)

Selected Option: Begin Exercise 3

## Page 2

### Question 1

**Please state your full name.**

Click on the link (below) to listen:

<http://www.casas.org/cit-audio/cit-scoring-exercise-3>

(The audio will open in a new window or tab.)

**Available options:**

➤ 0 (This option leads to Page 3)

➤ 1 (This option leads to Page 3)

➤ 2 (This option leads to Page 4)

Selected Option: 0

**Page 3**

Sorry...this is not the consensus. Please try again.



**Available options:**

➤ Try again... (This option leads to Page 2)

Selected Option: Try again...

For each question, indicate the correct answer by placing a mark in the column to the left.

### Question 1

What if you cannot understand what the examinee said?

Select the correct answer.

<input type="checkbox"/>	Ask for clarification.
<input type="checkbox"/>	Score '0.'
<input type="checkbox"/>	Ask the examinee to repeat his response.

### Question 2

If an examinee answers a question with a one-word response of "nothing" or "everything" without additional information, how is this scored?

Select the correct answer.

<input type="checkbox"/>	Score '0' for responses of "everything" or "nothing."
<input type="checkbox"/>	Score '1' - it is too general and not complete.
<input type="checkbox"/>	Score '2' - a one-word response is acceptable.

### Question 3

What if an examinee answers the test question completely and clearly but gives extra information that is unclear?

Select the correct answer.

<input type="checkbox"/>	It can be scored a '2' because the necessary part is clear complete and correct.
<input type="checkbox"/>	It should be scored as '0.'
<input type="checkbox"/>	It cannot receive a '2' if any part of the response is unclear.

**Question 4**

What if the examinee gives part of the answer to a question?

Select the correct answer.

Ask for more information.

Repeat the question.

If the answer is clear and partially correct, score '1.'

**Question 5**

If the examinee answers the question and you as examiner know what he/she means, but someone not used to ESL speakers might not understand; how should you score the response?

Select the correct answer.

If you are using inference to understand the answer, it must receive a '0.'

If you can infer what the examinee means, the response can receive a '2.'

If you are using inference to understand the answer, it cannot receive a '2.'

**Question 6**

What if the examinee answers the question in part B when the examiner asks part A? For example, "Have you ever been deported?" "I don't know what deported means."

Select the correct answer.

The examiner does not need to ask part B in this case.

The examiner must always ask part B. The examinee can repeat the answer.

Do not count the question.

**Question 7**

When is the response, "I don't know" an appropriate response to a question on the CIT?

Select the correct answer.

	In answer to the question, "When is your USCIS interview scheduled?"
	When it makes sense as an answer.
	It is never a correct answer.

### Question 8

How do you score if an examinee makes a false start and then corrects himself?

Select the correct answer.

	If the correction is clear and complete, then the response can receive a '2.'
	False starts are always ignored. Score the rest of the response only.
	If the false start is in the examinee's native language, the response can receive a '2.'

### Question 9

If an examinee gives a response that is not plausible, but you do not know the correct answer, such as "How many times have you been married?" "15", how should it be scored?

Select the correct answer.

	Score '2' because it is clear and complete.
	Score '0' because it is not plausible.
	Score '1' because you are not sure.

### Question 10

When is it acceptable for examinees to use words in their native language?

Select the correct answer.

	Foreign words are never acceptable on this test.
	Americanized foreign words such as "taco" and Los Angeles are acceptable, even when pronounced as in the foreign language.
	The examiner can give the examinee credit for foreign words if he or she understands the examinee's language.

Note: Answers appear on the next page.

### Answer 1

What if you cannot understand what the examinee said?

Select the correct answer.



Ask for clarification.



Score '0.'



Ask the examinee to repeat his response.

**Correct Answer Feedback:** Correct!

### Answer 2

If an examinee answers a question with a one-word response of "nothing" or "everything" without additional information, how is this scored?

Select the correct answer.



Score '0' for responses of "everything" or "nothing."



Score '1' - it is too general and not complete.



Score '2' - a one-word response is acceptable.

**Correct Answer Feedback:** Correct!

### Answer 3

What if an examinee answers the test question completely and clearly but gives extra information that is unclear?

Select the correct answer.



It can be scored a '2' because the necessary part is clear complete and correct.



It should be scored as '0.'



It cannot receive a '2' if any part of the response is unclear.



**Correct Answer Feedback:** Correct!

#### Answer 4

What if the examinee gives part of the answer to a question?

Select the correct answer.



Ask for more information.



Repeat the question.



If the answer is clear and partially correct, score '1.'

**Correct Answer Feedback:** Correct!

#### Answer 5

If the examinee answers the question and you as examiner know what he/she means, but someone not used to ESL speakers might not understand; how should you score the response?

Select the correct answer.



If you are using inference to understand the answer, it must receive a '0.'



If you can infer what the examinee means, the response can receive a '2.'



If you are using inference to understand the answer, it cannot receive a '2.'

**Correct Answer Feedback:** Correct!



#### Answer 6

What if the examinee answers the question in part B when the examiner asks part A? For example, "Have you ever been deported?" "I don't know what deported means."

Select the correct answer.






The examiner does not need to ask part B in this case.

	The examiner must always ask part B. The examinee can repeat the answer.
	Do not count the question.
<b>Correct Answer Feedback:</b> Correct!	

#### Answer 7

When is the response, "I don't know" an appropriate response to a question on the CIT?




Select the correct answer.

	In answer to the question, "When is your USCIS interview scheduled?"
	When it makes sense as an answer.
	It is never a correct answer.
<b>Correct Answer Feedback:</b> Correct!	

#### Answer 8




How do you score if an examinee makes a false start and then corrects himself?




Select the correct answer.

	If the correction is clear and complete, then the response can receive a '2.'
	False starts are always ignored. Score the rest of the response only.
	If the false start is in the examinee's native language, the response can receive a '2.'
<b>Correct Answer Feedback:</b> Correct!	

#### Answer 9

If an examinee gives a response that is not plausible, but you do not know the correct answer, such as "How many times have you been married?" "15", how should it be scored?

Select the correct answer.	
	Score '2' because it is clear and complete.
	Score '0' because it is not plausible.
	Score '1' because you are not sure.
<b>Correct Answer Feedback:</b> Correct!	

Answer 10	
When is it acceptable for examinees to use words in their native language?	
Select the correct answer.	
	Foreign words are never acceptable on this test.
	Americanized foreign words such as “taco” and Los Angeles are acceptable, even when pronounced as in the foreign language.
	The examiner can give the examinee credit for foreign words if he or she understands the examinee’s language.
<b>Correct Answer Feedback:</b> Correct!	

# Form 973 Anchors and Scoring Exercises

Topic: Form 973 Anchors and Scoring Exercises

In this section, you will review how to use the anchors to score **Form 973**.

Download these materials (if you have not already) for use during this Unit:

- [Scoring Exercise Booklet](#)
- [Rubric](#)
- [Scoring Guidelines](#)
- [Form 973 Anchors](#)

Study the Anchor document for Form 973. Read all item notes and sample responses.

You will notice that some questions are the same on both test forms. Therefore, you do not have to review these same questions unless you find this helpful. Questions in shaded boxes are the same on both test forms.

**Suggestions:**

- Try to score a few questions by folding the Anchors paper in half lengthwise and hiding the scores.
- Look at some responses and try to guess the correct score.
- Pay special attention to #5, #9, and #11.

**Click Continue or next topic at left.**



## Lesson Contents

Form 973 Activity Anchor Practice

Scoring Exercise 4: Jang Wu

Scoring Exercise 5: Valdimir Bojko

Self-Test

What's Next: Begin Recertification

This topic contains scenario-based content. Each option offers a decision point with 1 to 4 possible outcomes. The topic explores various scenarios based on the choices, and presents an outcome based upon the choices.

Below is the content for one complete path of content. For the complete version of the topic, please use the online version of the course.

## Page 1

This Activity will help you practice Anchors, Form 973.  
You will listen to and score sample interview items based on Form 973.  
Click on the link (below) to open a new window with the audio. Toggle back and forth between this Practice and the audio as necessary.

**Form 973 Practice Audio:** <http://www.casas.org/cit-audio/cit-973-practice>

1. Listen to each sample item and score while you listen.
2. See how closely your score matches the Anchor score.
3. Review the Anchors for Form 973 thoroughly. Read the notes for each question and read the responses.
4. Repeat the activity until you can score questions accurately.



### Available options:



Begin Practice (This option leads to Page 2)

Selected Option: Begin Practice

## Page 2

### Question 1

Listen to the question. Score without looking at the anchors. See how closely your score matches the anchor score.

Click on the link (below) to listen:

**What is your current address?**

<http://www.casas.org/cit-audio/cit-973-practice>

(The audio will open in a new window or tab.)

**Available options:**

- 0 (This option leads to Page 3)
- 1 (This option leads to Page 4)
- 2 (This option leads to Page 3)

Selected Option: 0

**Page 3**

Sorry...this is not the consensus. Please try again.



**Available options:**

- Try again... (This option leads to Page 2)

Selected Option: Try again...

This topic contains scenario-based content. Each option offers a decision point with 1 to 4 possible outcomes. The topic explores various scenarios based on the choices, and presents an outcome based upon the choices.

Below is the content for one complete path of content. For the complete version of the topic, please use the online version of the course.

## Page 1

The first few items that you score are typically scored with less accuracy. Gradually, your scoring will become more precise. Are you making progress?

Listen to the interview. Click on the link (below) to open a new window with the audio. Toggle back and forth between this Exercise and the audio as necessary.

**Exercise 4 Audio:** <http://www.casas.org/cit-audio/cit-scoring-exercise-4>

Score the Examinee's response using the Scoring Rubric, Form 973 Anchors, and Scoring Guidelines.

You are allowed an unlimited number of attempts.

You may want to use the Scoring Exercise Booklet to follow along with the Exercises.



### Available options:



Begin Exercise 4 (This option leads to Page 2)

Selected Option: Begin Exercise 4

## Page 2

### Question 1

**Please state your full name.**

Click on the link (below) to listen:

<http://www.casas.org/cit-audio/cit-scoring-exercise-4>

(The audio will open in a new window or tab.)

**Available options:**

➤ 0 (This option leads to Page 3)

➤ 1 (This option leads to Page 3)

➤ 2 (This option leads to Page 4)

Selected Option: 0

**Page 3**

Sorry...this is not the consensus. Please try again.



**Available options:**

➤ Try again... (This option leads to Page 2)

Selected Option: Try again...



This topic contains scenario-based content. Each option offers a decision point with 1 to 4 possible outcomes. The topic explores various scenarios based on the choices, and presents an outcome based upon the choices.

Below is the content for one complete path of content. For the complete version of the topic, please use the online version of the course.

## Page 1

Listen to the interview. Click on the link (below) to open a new window with the audio. Toggle back and forth between this Exercise and the audio as necessary.

**Exercise 5 Audio:** <http://www.casas.org/cit-audio/cit-scoring-exercise-5>

Score the Examinee's response using the Scoring Rubric, Form 973 Anchors, and Scoring Guidelines.

You are allowed an unlimited number of attempts.

You may want to use the Scoring Exercise Booklet to follow along with the Exercises.



### Available options:

➤ Begin Exercise 5 (This option leads to Page 2)

Selected Option: Begin Exercise 5

## Page 2

### Question 1

**Please state your full name.**

Click on the link (below) to listen:

<http://www.casas.org/cit-audio/cit-scoring-exercise-5>

(The audio will open in a new window or tab.)

### Available options:

➤ 0 (This option leads to Page 3)

➤ 1 (This option leads to Page 3)

➤ 2 (This option leads to Page 4)

Selected Option: 0

### Page 3

Sorry...this is not the consensus. Please try again.



#### Available options:

➤ Try again... (This option leads to Page 2)

Selected Option: Try again...

For each question, indicate the correct answer by placing a mark in the column to the left.

### Question 1

If the examinee makes a syntax or grammar error, should the examiner always mark the response down to a "1"?

Select the correct answer.

<input type="checkbox"/>	No, if the error does not interfere with clarity.
<input type="checkbox"/>	always
<input type="checkbox"/>	Yes, if the examinee's response is unclear.

### Question 2

If the examinee responds with clarity and completeness but answers the wrong question, what score should the examiner assign?

Select the correct answer.

<input type="checkbox"/>	0
<input type="checkbox"/>	1
<input type="checkbox"/>	2

### Question 3

If examinees use their native language, the maximum score is a "1." What are the exceptions to this rule?

Select the correct answer.

<input type="checkbox"/>	Americanized foreign words are pronounced as in the foreign language.
<input type="checkbox"/>	The examinee immediately makes a correction.

### Question 4

When an examiner judges the clarity of a response, should judging be from the perspective of the "average American" or from the perspective of an ESL teacher?

Select the correct answer.

a trained ESL professional

an "average, untrained American"

#### Question 5

If the examinee makes a small mistake that compromises the clarity of a long response, what is the maximum score for that response?

Select the correct answer.

0

1

2

Note: Answers appear on the next page.

### Answer 1

If the examinee makes a syntax or grammar error, should the examiner always mark the response down to a "1"?

Select the correct answer.



No, if the error does not interfere with clarity.



always



Yes, if the examinee's response is unclear.

**Correct Answer Feedback:** Correct!

### Answer 2

If the examinee responds with clarity and completeness but answers the wrong question, what score should the examiner assign?

Select the correct answer.



0



1



2

**Correct Answer Feedback:** Correct!

### Answer 3

If examinees use their native language, the maximum score is a "1." What are the exceptions to this rule?

Select the correct answer.



Americanized foreign words are pronounced as in the foreign language.



The examinee immediately makes a correction.

**Correct Answer Feedback:** Correct!

#### Answer 4

When an examiner judges the clarity of a response, should judging be from the perspective of the "average American" or from the perspective of an ESL teacher?

Select the correct answer.



a trained ESL professional



an "average, untrained American"

**Correct Answer Feedback:** Correct!

#### Answer 5

If the examinee makes a small mistake that compromises the clarity of a long response, what is the maximum score for that response?

Select the correct answer.



0



1



2

**Correct Answer Feedback:** Correct!

You have completed the review portion of the recertification module. You are now ready to begin scoring recertification interviews.

You will be directed to score three interviews. It is recommended to score all three interviews in one sitting. Please allow approximately one hour to complete recertification.

**Passing score is 80% on all three interviews.** If you achieve the passing score, you will be directed to complete your **Test Security Agreement** and generate your **Certificate of Completion**.

If you do not achieve a passing score for each interview on your first attempt, you will be directed to review scoring materials before you begin a second attempt.

If you fail both first and second attempts, you are required to complete two in-person interviews and send recordings to CASAS for scoring and evaluation.

**Return to the course homepage now and select the link for Recertification to begin.**



# What's Next?

Topic:

What's Next?

You have completed the review portion of the recertification module.  
You are now ready to begin scoring recertification interviews.

- You will be directed to score three interviews.
- It is recommended to score all three interviews in one sitting.
- Please allow approximately one hour to complete recertification.



## Lesson Contents

Begin Recertification



Passing score is at least 80% on each interview.

- If you achieve the passing score, you will be directed to:
  - complete your **Test Security Agreement**, and
  - generate your **Certificate of Completion**.
- If you do not achieve a passing score for each interview on your first attempt, you will be directed to request follow-up before you begin a second attempt.
- If you fail both first and second attempts, you are required to complete two in-person interviews and send recordings to CASAS for scoring and evaluation.

**Return to the course homepage now and select the link for Recertification to begin.**

