

# CASAS Testing Accommodations and eTests Accessibility Features

---

NATIONAL WEBINAR

FEBRUARY 16, 2022

# Common Testing Accommodations

---

- Extra testing time (time-and-a-half or double time)
- Additional breaks during testing
- Reader for assessments
- Scribe or aid for keyboard entry/answer sheet
- Large Print (paper tests)/Magnification (CASAS eTests Online)
- Talking calculator
- Screen Reader

# Where do I start?

---

If you have a student who may need testing accommodations:

**Step 1** – Contact the Disability Support Services office at your agency or district for information on local procedures for standardized testing accommodations.

# Next?

---

If you have a student who may need testing accommodations:

**Step 2** – Acquire documentation (504, IEP) that supports the accommodation requested by the student.

# CASAS Accommodations Resources on the CASAS website [www.casas.org](http://www.casas.org)

---

**Step 3** – go to CASAS resources online

## Testing Accommodations and Accessibility Features Frequently Asked Questions

FAQs include answers to questions such as:

- How do I provide extended time in CASAS eTests?
- How do I provide breaks in CASAS eTests?
- What materials does CASAS have for test takers with visual impairment/blindness?
- How can I order large print test booklets and answer sheets?

# Other Accommodations Resources on the CASAS website [www.casas.org](http://www.casas.org)

---

- [Testing Accommodations webpage](#)

# CASAS Products

Accommodations Materials and Specialized Assessments

---

## CASAS Products for Test Takers with Visual Impairment/Blindness:

- Supplemental Materials for Test Takers with Visual Impairment/Blindness for Reading GOALS, Math GOALS, and Life and Work Reading.
- Large Print Test Booklets and Answer Sheets
- The Braille Reading Assessment

# CASAS Products

Accommodations Materials and Specialized Assessments

---

CASAS Specialized Assessments for students with certain conditions or impairments:

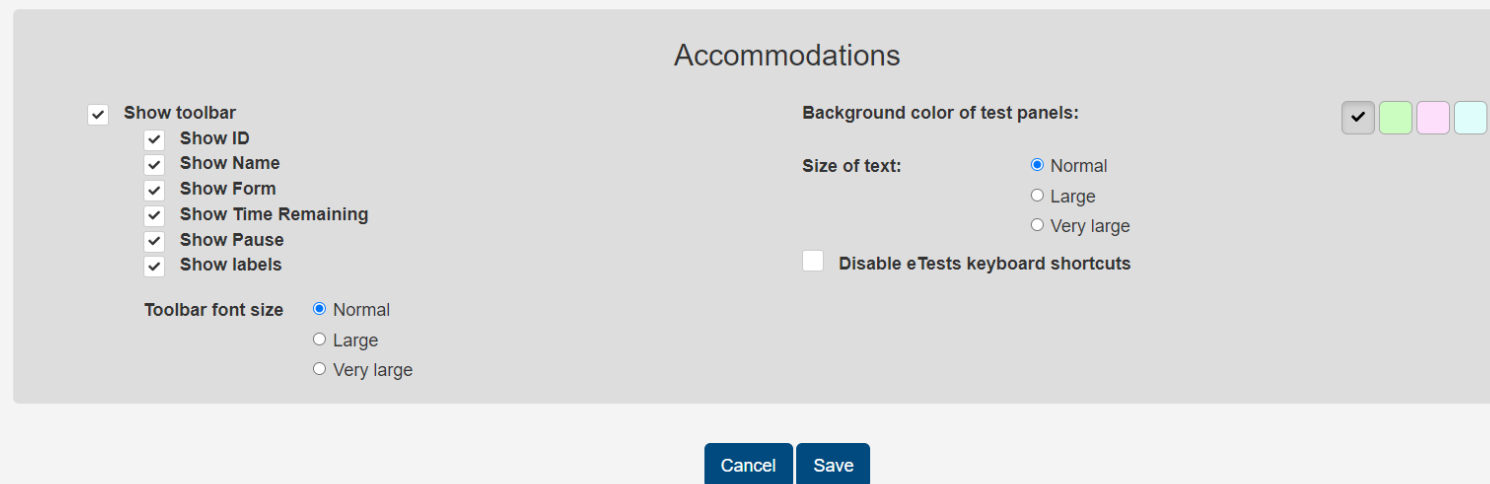
- POWER series for adults with intellectual disabilities
- Adult Life Skills Series for adults with intellectual disabilities and beginning literacy skills



# CASAS eTests Accessibility Features

---

- Pre-set default text and toolbar size.
- Pre-set background colors.
- Use Magnification feature during testing session for all text and displays.
- Listening Tests- independent volume control
- Keyboard shortcuts



The screenshot shows the 'Accommodations' settings window. On the left, there is a list of checkboxes for toolbar options: 'Show toolbar' (checked), 'Show ID' (checked), 'Show Name' (checked), 'Show Form' (checked), 'Show Time Remaining' (checked), 'Show Pause' (checked), and 'Show labels' (checked). Below these is a 'Toolbar font size' section with radio buttons for 'Normal' (selected), 'Large', and 'Very large'. On the right, there is a 'Background color of test panels:' section with a checked checkbox and three color swatches (green, pink, light blue). Below that is a 'Size of text:' section with radio buttons for 'Normal' (selected), 'Large', and 'Very large'. At the bottom right, there is a checkbox for 'Disable eTests keyboard shortcuts' which is unchecked. At the very bottom, there are 'Cancel' and 'Save' buttons.

Accommodations

☒ Show toolbar

- ☒ Show ID
- ☒ Show Name
- ☒ Show Form
- ☒ Show Time Remaining
- ☒ Show Pause
- ☒ Show labels

Toolbar font size

☒ Normal

☐ Large

☐ Very large

Background color of test panels:

☒

Size of text:

☒ Normal

☐ Large

☐ Very large

☐ Disable eTests keyboard shortcuts

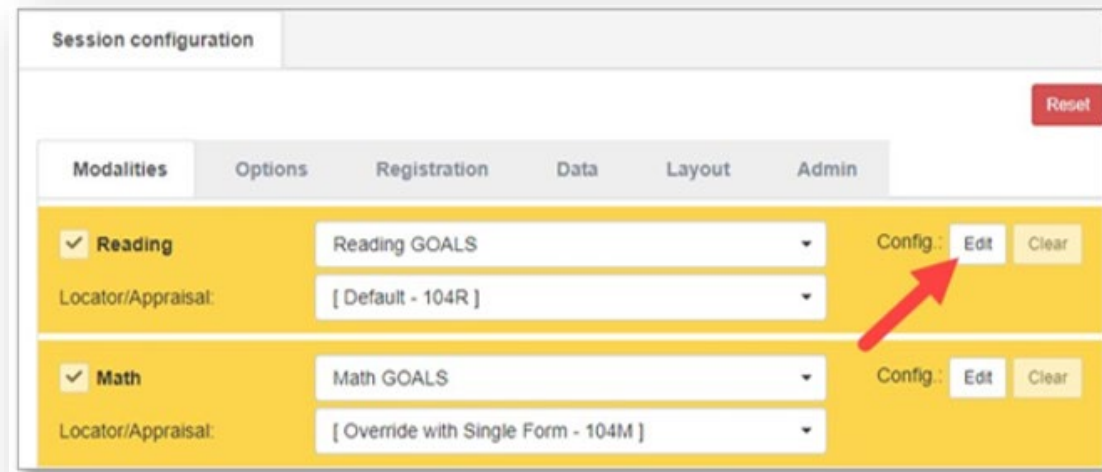
Cancel Save

# CASAS eTests- extra time

---

To allow for more time, the test administrator can edit the test session in CASAS eTests prior to starting the test session. Each test level has its own independent timer setting.

**Step 1-** on the Modalities tab, click the Edit button of the modality you want to change.



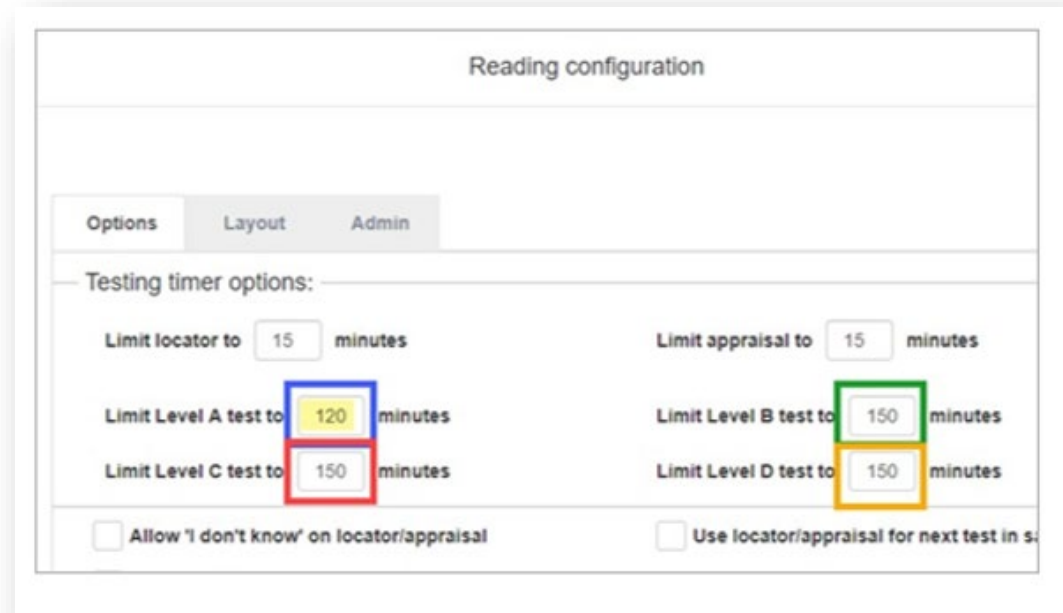
The screenshot displays the 'Session configuration' window with the 'Modalities' tab selected. A red arrow points to the 'Edit' button for the 'Reading' modality.

Session configuration			
<span>Reset</span>			
Modalities	Options	Registration	Data
<input checked="" type="checkbox"/> Reading	Reading GOALS		
Locator/Appraisal:	[ Default - 104R ]		
<input checked="" type="checkbox"/> Math	Math GOALS		
Locator/Appraisal:	[ Override with Single Form - 104M ]		

# CASAS eTests- extra time

**Step 2** – Change the setting to double the default maximum time for a test level. You can also set it for time-and-a-half.

**Step 3**- click OK and Save.



The screenshot shows a 'Reading configuration' window with three tabs: 'Options', 'Layout', and 'Admin'. The 'Options' tab is selected. Under the heading 'Testing timer options:', there are two columns of settings. The left column includes 'Limit locator to 15 minutes', 'Limit Level A test to 120 minutes' (highlighted with a blue box), and 'Limit Level C test to 150 minutes' (highlighted with a red box). The right column includes 'Limit appraisal to 15 minutes', 'Limit Level B test to 150 minutes' (highlighted with a green box), and 'Limit Level D test to 150 minutes' (highlighted with a yellow box). At the bottom, there are two checkboxes: 'Allow 'I don't know' on locator/appraisal' and 'Use locator/appraisal for next test in s:'.

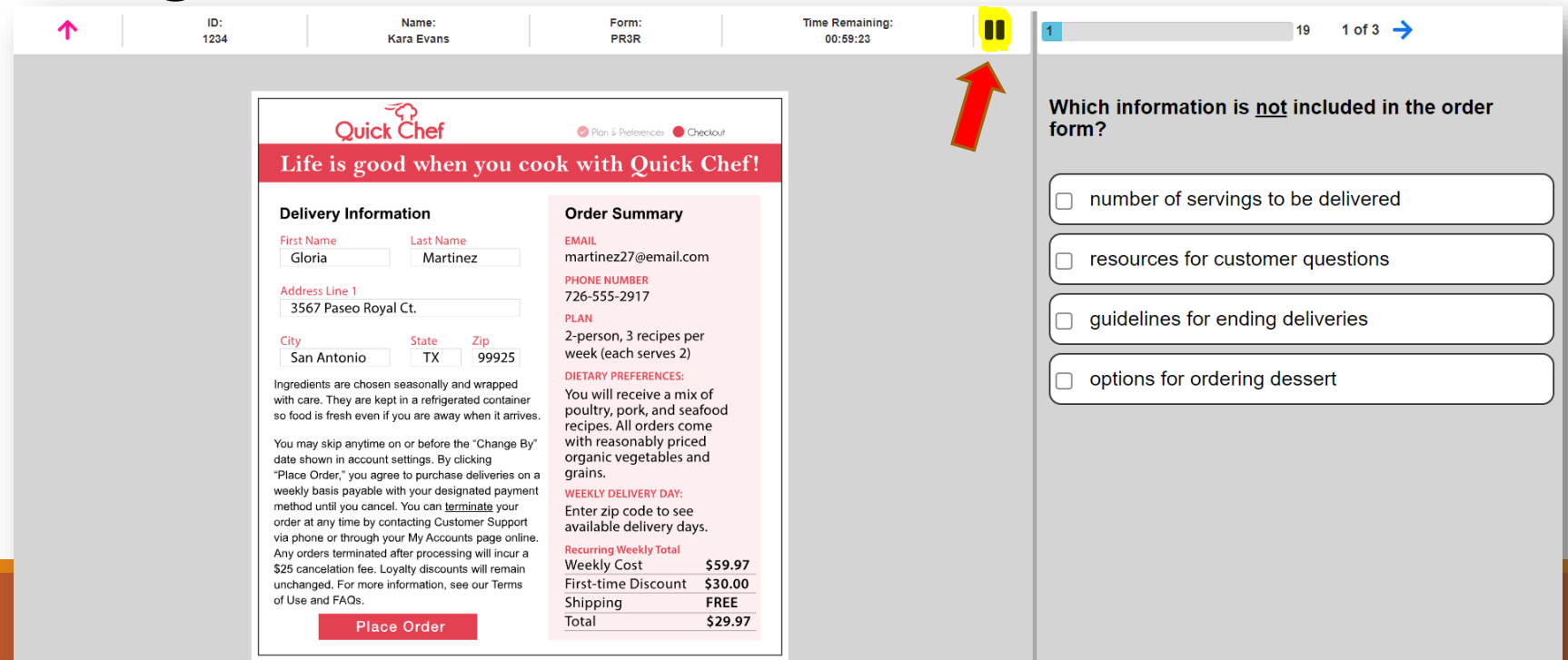
Setting	Value	Unit
Limit locator to	15	minutes
Limit Level A test to	120	minutes
Limit Level B test to	150	minutes
Limit Level C test to	150	minutes
Limit Level D test to	150	minutes

☐ Allow 'I don't know' on locator/appraisal

☐ Use locator/appraisal for next test in s:

# CASAS eTests- Supervised Breaks

Click on the pause icon from the Toolbar at the Testing Station. This masks the screen and pauses the timer during the break.



The screenshot displays the Quick Chef website interface during a supervised break. The top toolbar includes a pink up arrow, ID: 1234, Name: Kara Evans, Form: PR3R, Time Remaining: 00:59:23, and a yellow pause icon highlighted by a red arrow. The main content area is divided into two columns. The left column, titled "Quick Chef" with the tagline "Life is good when you cook with Quick Chef!", contains "Delivery Information" and "Order Summary". The right column contains a question: "Which information is not included in the order form?" with four radio button options.

**Quick Chef**  
Life is good when you cook with Quick Chef!

**Delivery Information**

First Name: Gloria, Last Name: Martinez  
Address Line 1: 3567 Paseo Royal Ct.  
City: San Antonio, State: TX, Zip: 99925

**Order Summary**

EMAIL: martinez27@email.com  
PHONE NUMBER: 726-555-2917  
PLAN: 2-person, 3 recipes per week (each serves 2)  
DIETARY PREFERENCES: You will receive a mix of poultry, pork, and seafood recipes. All orders come with reasonably priced organic vegetables and grains.  
WEEKLY DELIVERY DAY: Enter zip code to see available delivery days.

Recurring Weekly Total	
Weekly Cost	\$59.97
First-time Discount	\$30.00
Shipping	FREE
Total	\$29.97


**Which information is not included in the order form?**

- ☐ number of servings to be delivered
- ☐ resources for customer questions
- ☐ guidelines for ending deliveries
- ☐ options for ordering dessert

# Large Print Test Forms/Answer Sheets

---

- All CASAS test forms available in Large Print
- Minimum text size is 18-point
- Include name and code for test form and add “Large Print”



Title	Code	Quantity	Price	Subtotal
GOALS 907R - LARGE PRINT	GOALS 907R	1		\$0.00
GOALS 908R - LARGE PRINT	GOALS 908R	1		\$0.00
General Purpose Answer Sheet - LARGE PRINT	ANSL - 001			\$0.00

# Accommodation Materials for Test Takers with Visual Impairment/Blindness

---

Supplemental Materials for

- Reading GOALS
- Math GOALS
- Life and Work Reading Levels B and C

Use for testing sessions that require:

- a human reader (script included)

OR

- Screen reader assistive technology (JAWS, NVDA)

# Accommodation Materials for Test Takers with Visual Impairment/Blindness

---

Reading GOALS, Math GOALS and Life and Work Reading packages include:

- Test Administration Manual Supplement
- Copy of appraisal and one of each test form in the series for the sighted proctor.
- Tactile Graphics booklet for test taker – reusable, Math GOALS and Life and Work Reading only
- Compatible with screen reader software

# Reading GOALS Level B Sample Items with Screen Reader Demo

---





# Questions?

---

Email [CASAS@casas.org](mailto:CASAS@casas.org)

or go online to -

[Home](#) > [Training and Support](#) > [Testing Guidelines](#) > [Assessment Accommodations](#)

<http://www.casas.org>