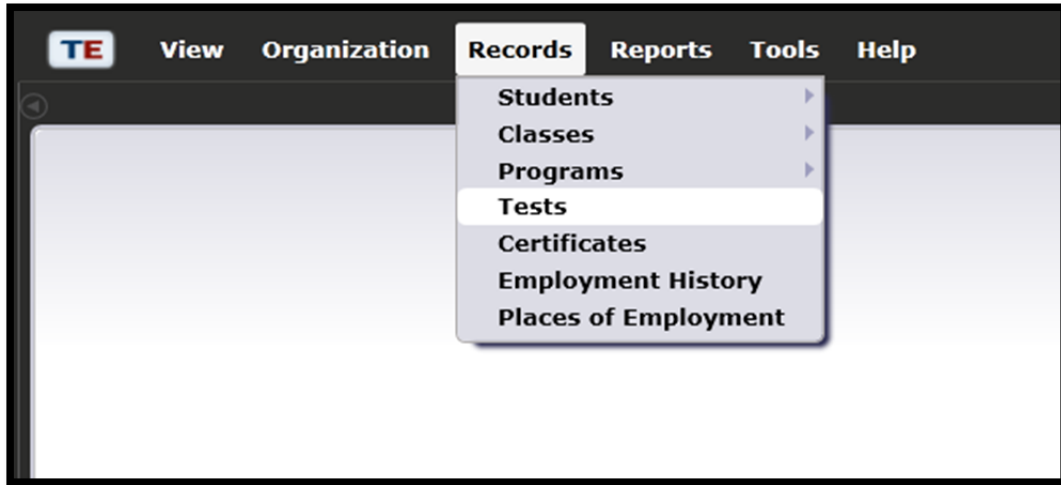


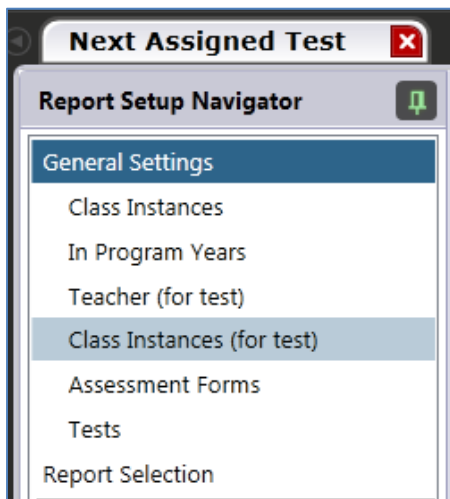
Next Assigned Test Showing Only One Class

1. On the Reports menu, point to CASAS eTests, and select Next Assigned Test.

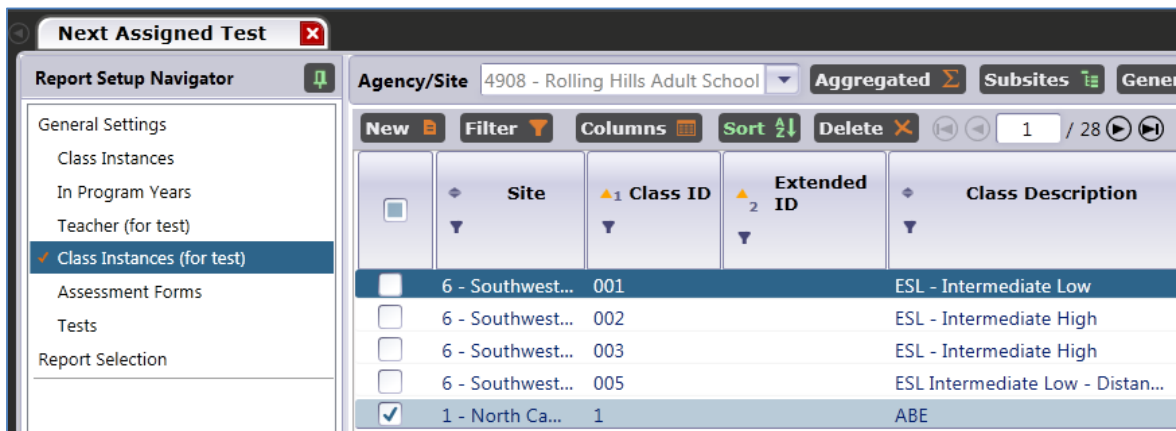


2. On the

Navigator bar, click Class Instances (for Test).



3. Use the lister in the Navigator bar to select the appropriate class.



- Under Special Options, click the check box titled "Use Only Tests in Selected Class(es)."

Special Options

Reporting Level:

Agency
 Site
 Class

Exclude Inaccurate Scores:

Show Test History:

Show Test Series:

Use only tests in selected class(es):

Use only tests in current program year:

- Click Generate.

- This displays the report for only one class – in this instance, Class 1 – ABE.

Student		Last Test						Next Assigned Form
		Class Administered	Date	Form	Level	Raw Score	Scale Score	
023945893	Ford, Trayla B	1	09/01/2012	086R	C	14	217	085R
098509389	Aljmaner, Robin A	1	09/19/2012	130M		9	214	013M, 033M, 213M
		1	09/19/2012	130R		22	247	017R, 187R
298349872	River, Autumn	1	11/20/2012	086R	C	29	237	188R
308303438	Ankiel, Rick L	1	02/25/2013	033M	B	19	214	034M
		1	07/03/2012	085R	C	17	221	086R